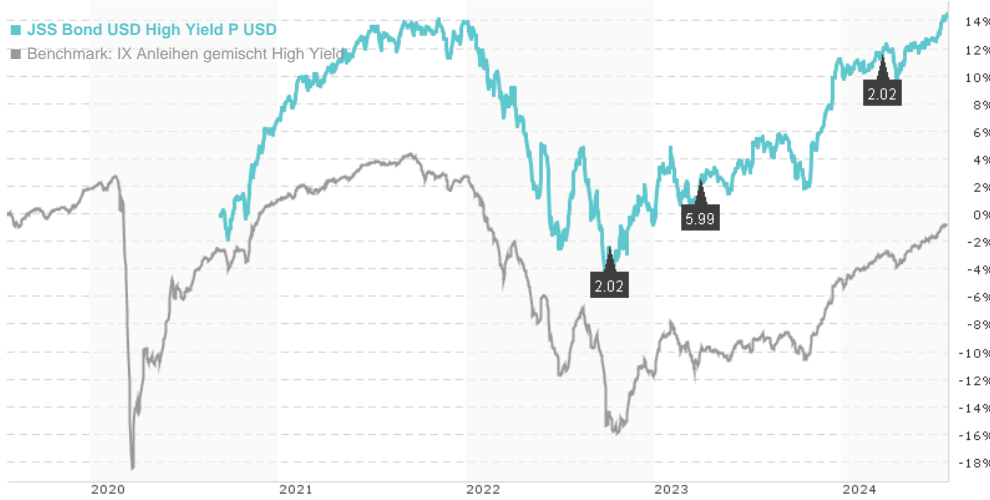


JSS Bond USD High Yield P USD / LU1210449945 / A14SH8 / J.S.Sarasin Fd.M. LU

Last 07/23/2024 <sup>1</sup>	Region	Branch	Type of yield	Type
97.38 USD	Worldwide	Bonds: Mixed	paying dividend	Fixed-Income Fund



Risk key figures

SRI	1	2	3	4	5	6	7
Mountain-View Funds Rating <sup>2</sup>	EDA <sup>3</sup>						69

Yearly Performance

2023	+12.09%
2022	-12.92%
2021	+6.52%

Master data		Conditions		Other figures	
Fund type	Single fund	Issue surcharge	3.00%	Minimum investment	UNT 0
Category	Bonds	Planned administr. fee	0.00%	Savings plan	-
Sub category	Bonds: Mixed	Deposit fees	0.10%	UCITS / OGAW	Yes
Fund domicile	Luxembourg	Redemption charge	0.00%	Performance fee	0.00%
Tranch volume	(07/23/2024) USD 56.21 mill.	Ongoing charges	-	Redeployment fee	0.00%
Total volume	(06/28/2024) USD 167.34 mill.	Dividends		Investment company	
Launch date	3/31/2015	19.03.2024	2.02 USD	J.S.Sarasin Fd.M. LU	
KESt report funds	Yes	31.03.2023	5.99 USD	17-21, Boulevard Joseph II, 1840, Luxembourg	
Business year start	01.07.	06.10.2022	2.02 USD	Luxembourg	
Sustainability type	-	08.04.2022	1.71 USD	http://www.jsafrasarasin.lu/internet/lu/	
Fund manager	Mark Durbiano	07.10.2021	1.83 USD		

Performance	1M	6M	YTD	1Y	2Y	3Y	5Y	Since start
Performance	+1.47%	+3.59%	+2.94%	+8.51%	+12.68%	+1.34%	-	+14.54%
Performance p.a.	-	-	-	+8.51%	+6.16%	+0.44%	-	+3.57%
Sharpe ratio	7.00	1.12	0.49	1.08	0.43	-0.53	-	-0.02
Volatility	2.35%	3.24%	3.36%	4.46%	5.79%	6.10%	0.00%	5.79%
Worst month	-	-1.39%	-1.39%	-1.65%	-4.72%	-7.05%	0.00%	-7.05%
Best month	-	1.58%	3.74%	4.63%	5.67%	5.67%	0.00%	5.67%
Maximum loss	-0.28%	-2.19%	-2.19%	-3.74%	-9.11%	-16.54%	0.00%	-

Distribution permission

Austria, Germany, Switzerland

<sup>1</sup> Important note on update status: The displayed date refers exclusively to the calculation of the NAV.

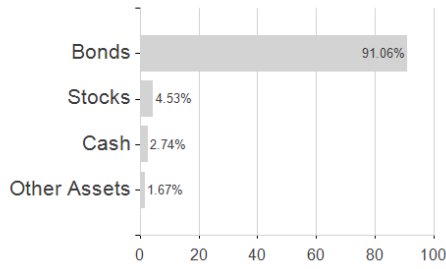
<sup>2</sup> The Mountain-View Data Fund Rating calculates a comparative ranking for funds using yield, volatility and trend data. For more information visit [MVD Funds Rating](#)

<sup>3</sup> Displays the Ethical-Dynamical Ratio calculated according to standard criteria. The maximum value is 100. For more information visit [EDA](#)

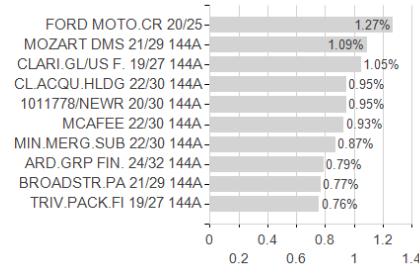
**JSS Bond USD High Yield P USD / LU1210449945 / A14SH8 / J.S.Sarasin Fd.M. LU**

**Assessment Structure**

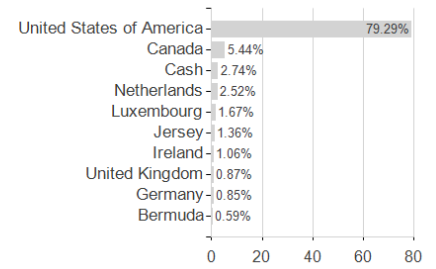
**Assets**



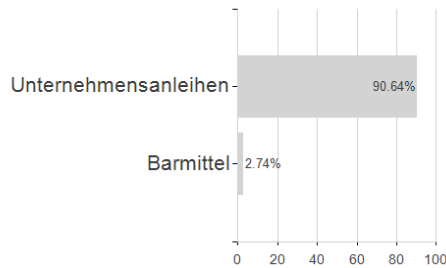
**Largest positions**



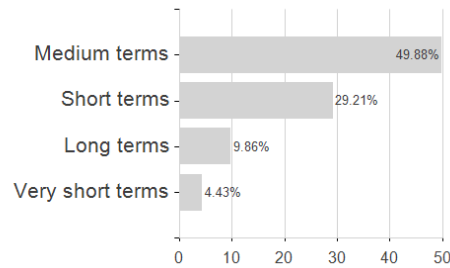
**Countries**



**Issuer**



**Duration**



**Currencies**

