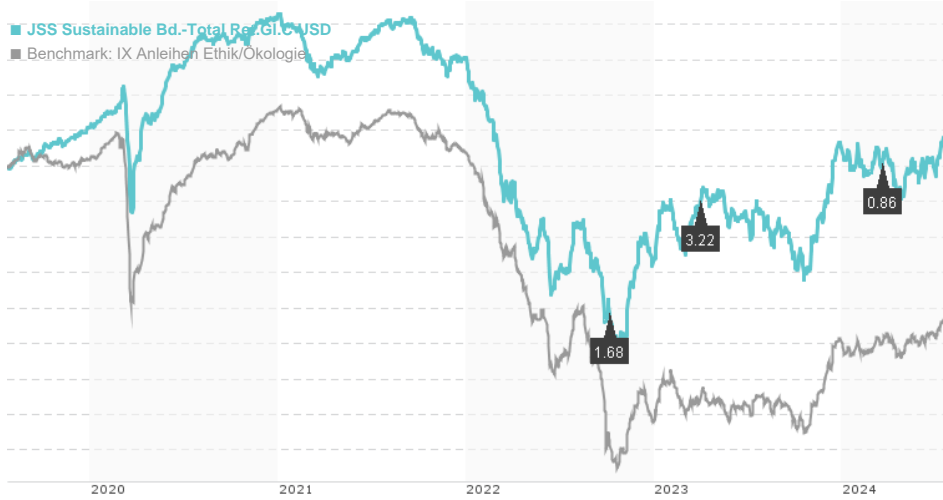


JSS Sustainable Bd.-Total Ret.Gl.C USD / LU1332517314 / A2ASNX / J.S.Sarasin Fd.M. LU

Last 07/23/2024 ¹	Region	Branch	Type of yield	Type
92.95 USD	Worldwide	Bonds: Mixed	paying dividend	Fixed-Income Fund



Risk key figures

SRI	1	2	3	4	5	6	7	
Mountain-View Funds Rating ²							EDA ³	70

Yearly Performance

2023	+7.02%
2022	-10.84%
2021	-2.21%
2020	+6.24%
2019	+7.82%

Master data		Conditions		Other figures	
Fund type	Single fund	Issue surcharge	3.00%	Minimum investment	UNT 0
Category	Bonds	Planned administr. fee	0.00%	Savings plan	-
Sub category	Bonds: Mixed	Deposit fees	0.10%	UCITS / OGAW	Yes
Fund domicile	Luxembourg	Redemption charge	0.00%	Performance fee	0.00%
Tranch volume	(07/23/2024) USD 1.49 mill.	Ongoing charges	-	Redeployment fee	0.00%
Total volume	(06/28/2024) USD 294.36 mill.	Dividends		Investment company	
Launch date	9/23/2016	19.03.2024	0.86 USD	J.S.Sarasin Fd.M. LU	
KESt report funds	Yes	31.03.2023	3.22 USD	17-21, Boulevard Joseph II, 1840, Luxembourg	
Business year start	01.07.	06.10.2022	1.68 USD	Luxembourg	
Sustainability type	Ethics/ecology	07.10.2021	1.59 USD	http://www.jsafrasarasin.lu/internet/lu/	
Fund manager	Vincent Rossier, Gary Girault	08.10.2020	1.87 USD		

Performance	1M	6M	YTD	1Y	2Y	3Y	5Y	Since start
Performance	+0.55%	+1.22%	-0.23%	+3.55%	+6.03%	-6.41%	+1.24%	+11.91%
Performance p.a.	-	-	-	+3.55%	+2.97%	-2.18%	+0.25%	+1.48%
Sharpe ratio	0.88	-0.28	-0.92	-0.03	-0.15	-1.27	-0.85	-0.65
Volatility	3.96%	4.50%	4.47%	4.82%	4.92%	4.65%	4.05%	3.43%
Worst month	-	-2.65%	-2.65%	-2.65%	-3.86%	-3.86%	-3.86%	-3.86%
Best month	-	1.13%	3.63%	3.81%	4.54%	4.54%	4.54%	4.54%
Maximum loss	-1.03%	-3.07%	-3.07%	-4.11%	-8.10%	-17.77%	-17.88%	-

Distribution permission

Austria, Germany, Switzerland

¹ Important note on update status: The displayed date refers exclusively to the calculation of the NAV.

² The Mountain-View Data Fund Rating calculates a comparative ranking for funds using yield, volatility and trend data. For more information visit [MVD Funds Rating](#)

³ Displays the Ethical-Dynamical Ratio calculated according to standard criteria. The maximum value is 100. For more information visit [EDA](#)

JSS Sustainable Bd.-Total Ret.GI.C USD / LU1332517314 / A2ASNX / J.S.Sarasin Fd.M. LU

Investment strategy

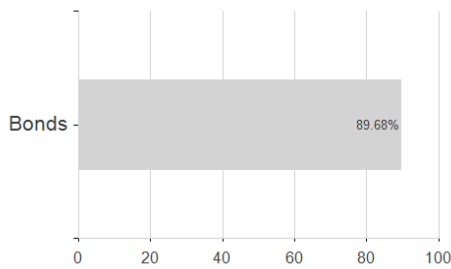
The assets of the Sub-Fund are invested worldwide in fixed and variable- rate securities (including zero bonds) denominated in various currencies and issued or guaranteed by government, public, private and public-private borrowers. Such securities may also be issued by borrowers of emerging markets. Up to 25% of the Sub-Fund's net assets may be invested in non- investment-grade securities. Non-investment-grade securities carry a credit rating that is lower than BBB- (Standard & Poor's, Fitch) or Baa3 (Moody's) or of equivalent quality. However, no investments may be made in securities with a credit rating below BB- (Standard & Poor's, Fitch) or Ba3 (Moody's) or of equivalent quality.

Investment goal

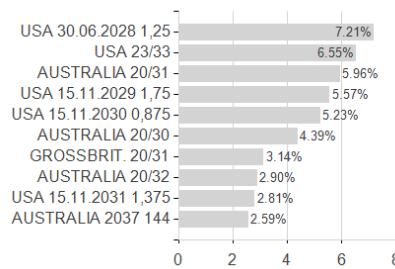
The investment objective of JSS Sustainable Bond - Total Return Global (the "Sub-Fund") is to generate regular interest income and capital appreciation in the medium to long-term thus applying a total return approach.

Assessment Structure

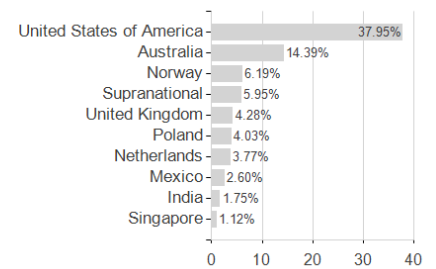
Assets



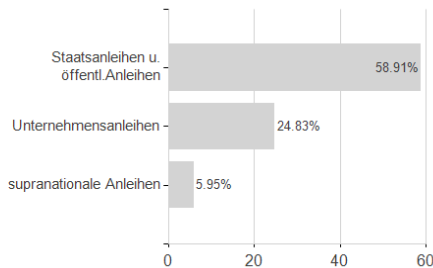
Largest positions



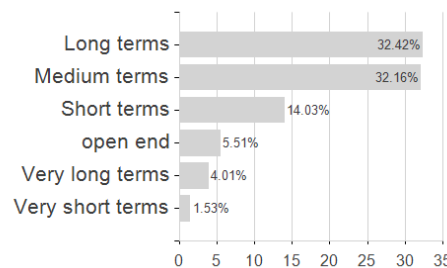
Countries



Issuer



Duration



Currencies

