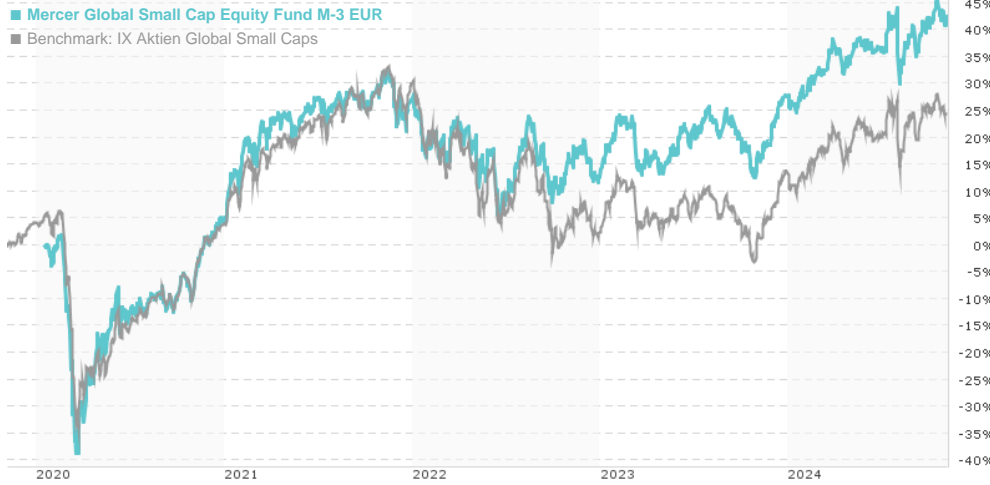


Mercer Global Small Cap Equity Fund M-3 EUR / IE00BD0PZQ60 / A2JE3Q / Mercer Global IM

Last 11/05/2024 ¹	Region	Branch	Type of yield	Type
209.49 EUR	Worldwide	Mixed Sectors	reinvestment	Equity Fund



Risk key figures

SRI 1 2 3 4 5 6 7

Mountain-View Funds Rating² EDA³



Yearly Performance

2023	+13.46%
2022	-11.15%
2021	+20.61%
2020	+5.18%

Master data		Conditions		Other figures	
Fund type	Single fund	Issue surcharge	0.00%	Minimum investment	UNT 0
Category	Equity	Planned administr. fee	0.00%	Savings plan	-
Sub category	Mixed Sectors	Deposit fees	0.00%	UCITS / OGAW	Yes
Fund domicile	Ireland	Redemption charge	0.00%	Performance fee	0.00%
Tranch volume	(11/05/2024) EUR 41.69 mill.	Ongoing charges	-	Redeployment fee	0.00%
Total volume	(11/05/2024) EUR 949.91 mill.	Dividends		Investment company	
Launch date	11/1/2016			Mercer Global IM	
KESt report funds	No				
Business year start	01.07.			Ireland	
Sustainability type	-			www.mercer.com	
Fund manager	-				

Performance	1M	6M	YTD	1Y	2Y	3Y	5Y	Since start
Performance	+0.47%	+4.35%	+11.52%	+21.97%	+23.01%	+7.86%	-	+42.62%
Performance p.a.	-	-	-	+21.97%	+10.93%	+2.55%	-	+7.67%
Sharpe ratio	0.29	0.42	0.85	1.54	0.63	-0.04	-	0.24
Volatility	10.41%	13.90%	12.58%	12.31%	12.54%	14.63%	0.00%	18.87%
Worst month	-	-2.19%	-3.25%	-3.25%	-5.80%	-7.94%	-19.31%	-19.31%
Best month	-	5.37%	6.51%	6.51%	7.74%	9.78%	15.22%	15.22%
Maximum loss	-3.31%	-9.74%	-9.74%	-9.74%	-10.50%	-20.12%	0.00%	-

Distribution permission

Germany, Czech Republic

¹ Important note on update status: The displayed date refers exclusively to the calculation of the NAV.

² The Mountain-View Data Fund Rating calculates a comparative ranking for funds using yield, volatility and trend data. For more information visit [MVD Funds Rating](#)

³ Displays the Ethical-Dynamical Ratio calculated according to standard criteria. The maximum value is 100. For more information visit [EDA](#)

Mercer Global Small Cap Equity Fund M-3 EUR / IE00BD0PZQ60 / A2JE3Q / Mercer Global IM

Investment strategy

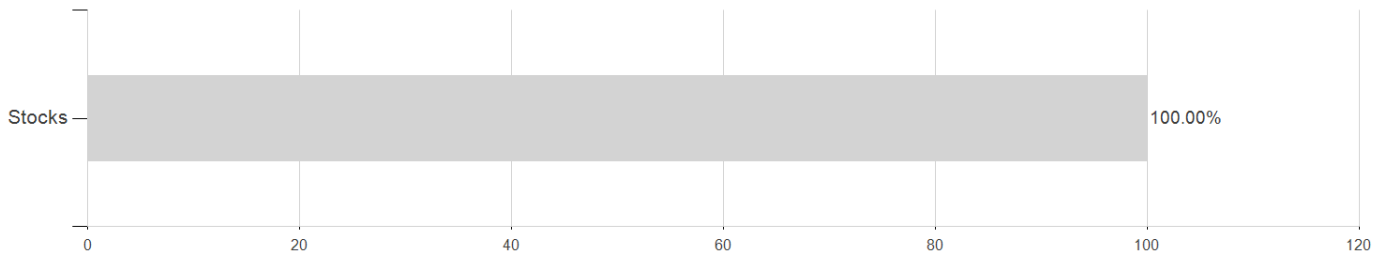
The Sub-Fund will seek to achieve its objective by primarily investing in small capitalisation global equity and equity-related securities listed or traded in developed markets. The Sub-Fund can invest in these shares directly and it can invest up to 10% of its assets in other sub-funds which are consistent with the Sub-Fund's investment objectives and restrictions.

Investment goal

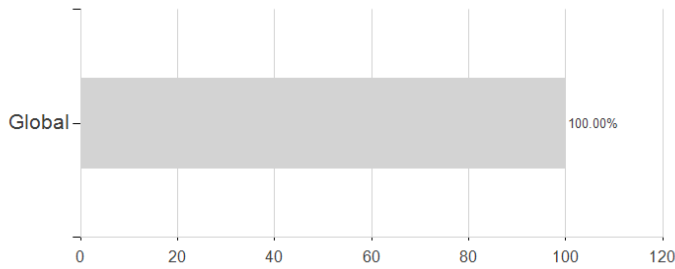
The investment objective of the Sub-Fund is to seek long-term growth of capital and income.

Assessment Structure

Assets



Countries



Branches

