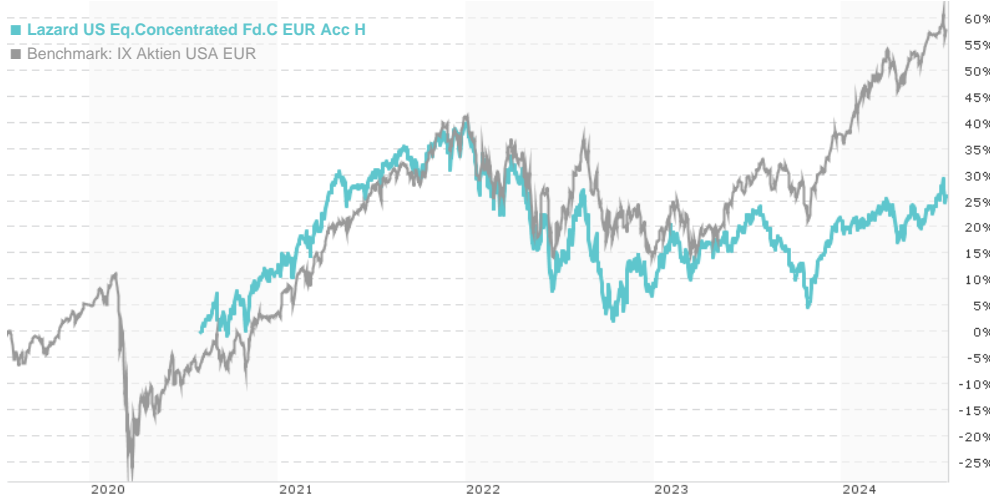


Lazard US Eq.Concentrated Fd.C EUR Acc H / IE00BYQ4FV97 / LAZ188 / Lazard Fund M. (IE)

| | | | | |
|------------------------------|--------------------------|---------------|---------------|-------------|
| Last 07/23/2024 ¹ | Country | Branch | Type of yield | Type |
| 148.33 EUR | United States of America | Mixed Sectors | reinvestment | Equity Fund |



Risk key figures

| | | | | | | | |
|---|------------------|---|---|---|---|---|---|
| SRI | 1 | 2 | 3 | 4 | 5 | 6 | 7 |
| Mountain-View Funds Rating ² | EDA ³ | | | | | | |
| | 83 | | | | | | |

Yearly Performance

| | |
|------|---------|
| 2023 | +11.95% |
| 2022 | -22.27% |
| 2021 | +23.85% |

| Master data | | Conditions | | Other figures | |
|---------------------|---------------------------------|--------------------------|-------|---------------------------|------------|
| Fund type | Single fund | Issue surcharge | 3.00% | Minimum investment | USD 500.00 |
| Category | Equity | Planned administr. fee | 0.00% | Savings plan | - |
| Sub category | Mixed Sectors | Deposit fees | 0.00% | UCITS / OGAW | Yes |
| Fund domicile | Ireland | Redemption charge | 2.00% | Performance fee | 0.00% |
| Tranch volume | (07/23/2024) EUR 5.36 mill. | Ongoing charges | - | Redeployment fee | 0.00% |
| Total volume | (07/23/2024) EUR 169.64 mill. | Dividends | | Investment company | |
| Launch date | 10/17/2017 | Lazard Fund M. (IE) | | | |
| KESt report funds | No | Ireland | | | |
| Business year start | 01.04. | http://www.lazardnet.com | | | |
| Sustainability type | - | | | | |
| Fund manager | Christopher Blake, Martin Flood | | | | |

| Performance | 1M | 6M | YTD | 1Y | 2Y | 3Y | 5Y | Since start |
|------------------|--------|--------|--------|---------|---------|---------|-------|-------------|
| Performance | +2.24% | +3.64% | +3.60% | +2.04% | +6.92% | -4.73% | - | +25.99% |
| Performance p.a. | - | - | - | +2.04% | +3.41% | -1.60% | - | +5.99% |
| Sharpe ratio | 2.45 | 0.35 | 0.27 | -0.15 | -0.02 | -0.32 | - | 0.14 |
| Volatility | 11.61% | 10.76% | 10.57% | 11.14% | 15.25% | 16.63% | 0.00% | 16.09% |
| Worst month | - | -5.93% | -5.93% | -5.93% | -9.80% | -9.80% | 0.00% | -9.80% |
| Best month | - | 3.39% | 4.88% | 9.10% | 9.54% | 9.54% | 0.00% | 9.57% |
| Maximum loss | -3.58% | -6.59% | -6.59% | -15.71% | -19.63% | -27.06% | 0.00% | - |

Distribution permission

Austria, Germany, Switzerland

¹ Important note on update status: The displayed date refers exclusively to the calculation of the NAV.

² The Mountain-View Data Fund Rating calculates a comparative ranking for funds using yield, volatility and trend data. For more information visit [MVD Funds Rating](#)

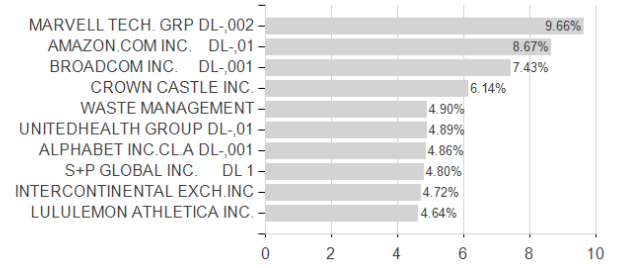
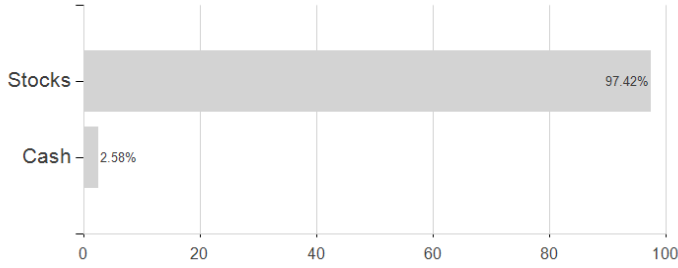
³ Displays the Ethical-Dynamical Ratio calculated according to standard criteria. The maximum value is 100. For more information visit [EDA](#)

Lazard US Eq.Concentrated Fd.C EUR Acc H / IE00BYQ4FV97 / LAZ188 / Lazard Fund M. (IE)

Assessment Structure

Assets

Largest positions



Countries

Branches

Currencies

