

Temp.EM Dynamic Inc.Fd.Z EUR / LU0608811112 / A1JJK5 / Franklin Templeton

|                              |                  |                     |               |            |
|------------------------------|------------------|---------------------|---------------|------------|
| Last 11/14/2024 <sup>1</sup> | Region           | Branch              | Type of yield | Type       |
| 11.15 USD                    | Emerging Markets | Mixed fund/flexible | reinvestment  | Mixed Fund |



Risk key figures

|   |                  |   |   |   |   |   |   |
|---|------------------|---|---|---|---|---|---|
| SRI                                     | 1                | 2 | 3 | 4 | 5 | 6 | 7 |
| Mountain-View Funds Rating <sup>2</sup> | EDA <sup>3</sup> |   |   |   |   |   |   |
|   | 80               |   |   |   |   |   |   |

Yearly Performance

|      |         |
|------|---------|
| 2023 | +13.31% |
| 2022 | -17.20% |
| 2021 | -5.26%  |

| Master data         |   | Conditions                        |       | Other figures             |              |
|---------------------|---|-----------------------------------|-------|---------------------------|--------------|
| Fund type           | Single fund   | Issue surcharge                   | 0.00% | Minimum investment        | USD 1,000.00 |
| Category            | Mixed Fund  | Planned administr. fee            | 0.00% | Savings plan              | -            |
| Sub category        | Mixed fund/flexible   | Deposit fees                      | 0.14% | UCITS / OGAW              | Yes          |
| Fund domicile       | Luxembourg  | Redemption charge                 | 0.00% | Performance fee           | 0.00%        |
| Tranch volume       | (10/31/2024) USD 0.000 mill.  | Ongoing charges                   | -     | Redeployment fee          | 0.00%        |
| Total volume        | (10/31/2024) USD 103.39 mill.   | <b>Dividends</b>                  |       | <b>Investment company</b> |              |
| Launch date         | 4/29/2011   | Franklin Templeton                |       |                           |              |
| KESt report funds   | Yes   | Schottenring 16, 2.OG, 1010, Wien |       |                           |              |
| Business year start | 01.07.  | Austria                           |       |                           |              |
| Sustainability type | -   | https://www.franklintempleton.at  |       |                           |              |
| Fund manager        | Chetan Sehgal, Michael Hasenstab, Calvin Ho, Vivek Ahuja, Subash Pillai |                                   |       |                           |              |

| Performance      | 1M     | 6M     | YTD    | 1Y      | 2Y      | 3Y      | 5Y     | Since start |
|------------------|--------|--------|--------|---------|---------|---------|--------|-------------|
| Performance      | -5.03% | +0.91% | +6.49% | +11.50% | +26.99% | -3.55%  | -      | +4.21%      |
| Performance p.a. | -      | -      | -      | +11.47% | +12.67% | -1.20%  | -      | +0.98%      |
| Sharpe ratio     | -4.34  | -0.11  | 0.42   | 0.80    | 0.86    | -0.32   | -      | -0.16       |
| Volatility       | 11.18% | 11.52% | 10.69% | 10.55%  | 11.19%  | 13.13%  | 0.00%  | 12.54%      |
| Worst month      | -      | -2.99% | -2.99% | -2.99%  | -5.83%  | -9.19%  | -9.19% | -9.19%      |
| Best month       | -      | 4.18%  | 4.18%  | 6.01%   | 13.28%  | 13.28%  | 13.28% | 13.28%      |
| Maximum loss     | -5.03% | -6.10% | -6.10% | -6.10%  | -9.58%  | -30.45% | 0.00%  | -           |

Distribution permission

Austria, Germany, Switzerland, Czech Republic

<sup>1</sup> Important note on update status: The displayed date refers exclusively to the calculation of the NAV.

<sup>2</sup> The Mountain-View Data Fund Rating calculates a comparative ranking for funds using yield, volatility and trend data. For more information visit [MVD Funds Rating](#)

<sup>3</sup> Displays the Ethical-Dynamical Ratio calculated according to standard criteria. The maximum value is 100. For more information visit [EDA](#)

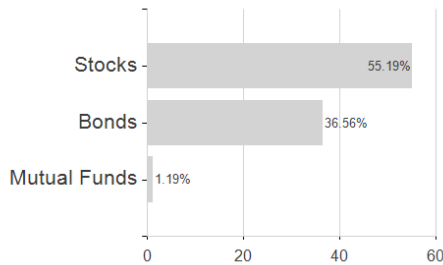
Temp.EM Dynamic Inc.Fd.Z EUR / LU0608811112 / A1JJK5 / Franklin Templeton

Investment goal

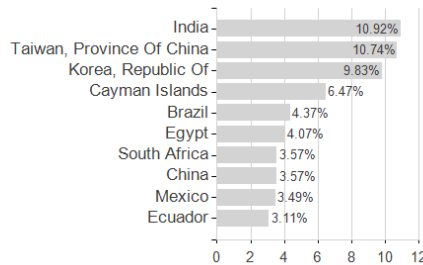
The Fund's investment objective is to maximise, consistent with prudent investment management, a combination of capital appreciation and income. The Fund seeks to achieve its objective by investing principally in a diversified portfolio of equity and debt securities by issuers located, incorporated or have their principal business activities in developing or Emerging Market countries. The Fund will typically invest at least 25% of its assets in Emerging Market equity securities and at least 25% of its assets in debt securities.

Assessment Structure


Assets



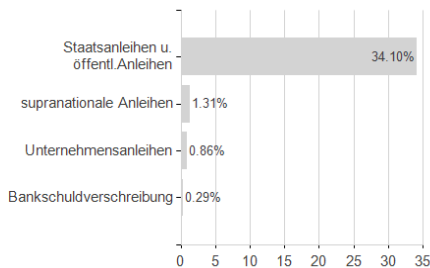
Countries



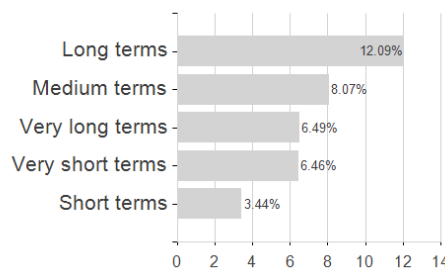
Largest positions



Issuer



Duration



Currencies

