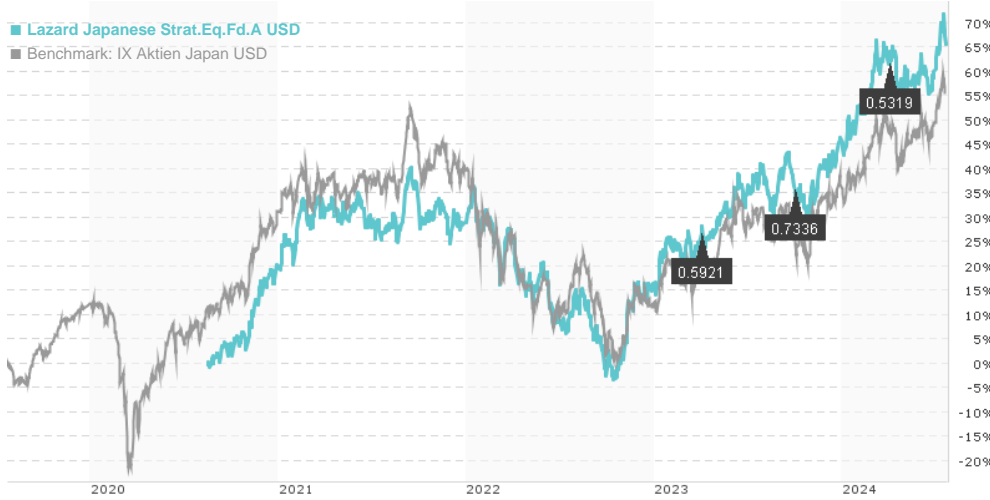


Lazard Japanese Strat.Eq.Fd.A USD / IE00BG02Q981 / LAZ148 / Lazard Fund M. (IE)

| | | | | |
|------------------------------|---------|---------------|-----------------|-------------|
| Last 07/22/2024 ¹ | Country | Branch | Type of yield | Type |
| 140.53 USD | Japan | Mixed Sectors | paying dividend | Equity Fund |



Risk key figures

| | | | | | | | |
|---|------------------|---|---|---|---|---|---|
| SRI | 1 | 2 | 3 | 4 | 5 | 6 | 7 |
| Mountain-View Funds Rating ² | EDA ³ | | | | | | |
| | 72 | | | | | | |

Yearly Performance

| | |
|------|---------|
| 2023 | +25.62% |
| 2022 | -9.66% |
| 2021 | +7.62% |

| Master data | | Conditions | | Other figures | |
|-------------|--|------------|--|---------------|--|
|-------------|--|------------|--|---------------|--|

| | | | | | |
|---------------------|---|------------------------|----------|--|----------------|
| Fund type | Single fund | Issue surcharge | 3.00% | Minimum investment | USD 250,000.00 |
| Category | Equity | Planned administr. fee | 0.00% | Savings plan | - |
| Sub category | Mixed Sectors | Deposit fees | 0.00% | UCITS / OGAW | Yes |
| Fund domicile | Ireland | Redemption charge | 2.00% | Performance fee | 0.00% |
| Tranch volume | (07/22/2024) JPY 0.013 mill. | Ongoing charges | - | Redeployment fee | 0.00% |
| Total volume | (07/22/2024) JPY 80,321.06 mill. | Dividends | | Investment company | |
| Launch date | 5/9/2018 | 02.04.2024 | 0.53 USD | Lazard Fund M. (IE) Ireland http://www.lazardnet.com | |
| KESr report funds | No | 02.10.2023 | 0.73 USD | | |
| Business year start | 01.04. | 03.04.2023 | 0.59 USD | | |
| Sustainability type | - | 03.10.2022 | 0.62 USD | | |
| Fund manager | Timothy S. Griffen, Scott R. Anderson, June-Yon Kim | 01.04.2022 | 0.78 USD | | |

| Performance | 1M | 6M | YTD | 1Y | 2Y | 3Y | 5Y | Since start |
|------------------|--------|---------|---------|---------|---------|---------|-------|-------------|
| Performance | +6.00% | +10.99% | +13.06% | +20.71% | +49.55% | +30.71% | - | +65.74% |
| Performance p.a. | - | - | - | +20.78% | +22.26% | +9.33% | - | +13.71% |
| Sharpe ratio | 6.38 | 1.18 | 1.29 | 1.03 | 1.05 | 0.32 | - | 0.59 |
| Volatility | 17.22% | 16.52% | 16.41% | 16.57% | 17.75% | 17.68% | 0.00% | 17.14% |
| Worst month | - | -4.04% | -4.04% | -4.38% | -10.76% | -10.76% | 0.00% | -10.76% |
| Best month | - | 3.98% | 4.46% | 7.41% | 14.79% | 14.79% | 0.00% | 14.79% |
| Maximum loss | -3.56% | -7.51% | -7.51% | -9.43% | -16.10% | -30.96% | 0.00% | - |

Distribution permission

Germany, Switzerland

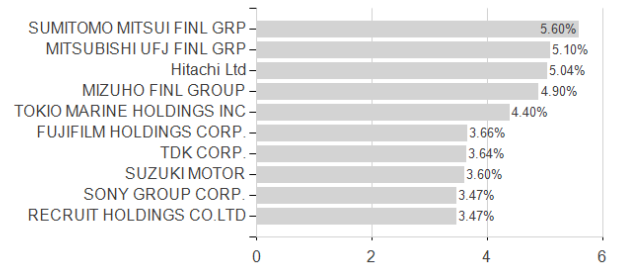
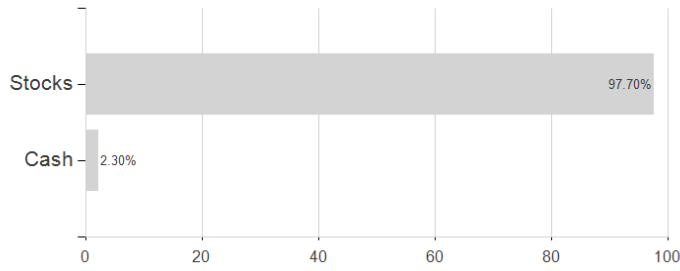
1 Important note on update status: The displayed date refers exclusively to the calculation of the NAV.
 2 The Mountain-View Data Fund Rating calculates a comparative ranking for funds using yield, volatility and trend data. For more information visit [MVD Funds Rating](#)
 3 Displays the Ethical-Dynamical Ratio calculated according to standard criteria. The maximum value is 100. For more information visit [EDA](#)

Lazard Japanese Strat.Eq.Fd.A USD / IE00BG02Q981 / LAZ148 / Lazard Fund M. (IE)

Assessment Structure

Assets

Largest positions



Countries

Branches

Currencies

