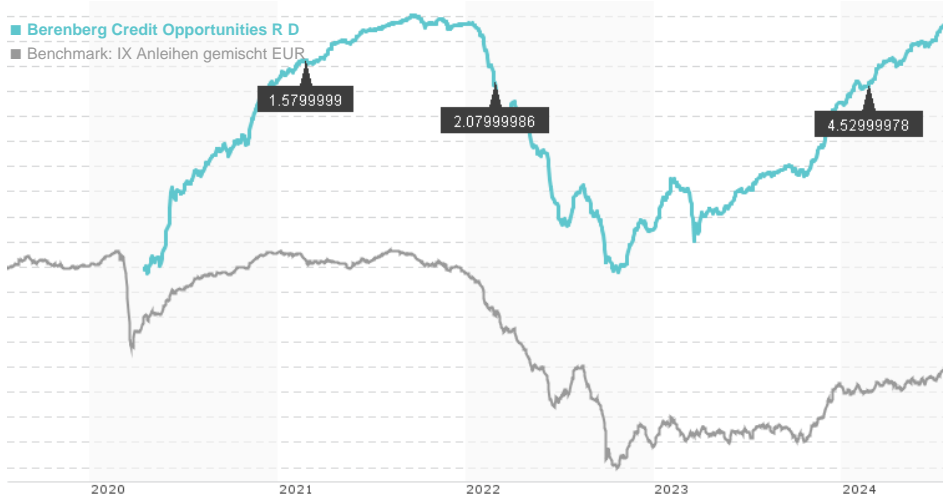


**Berenberg Credit Opportunities R D / LU2116693222 / A2PZPX / Universal-Inv. (LU)**

Last 07/22/2024 <sup>1</sup>	Region	Branch	Type of yield	Type
110.82 EUR	Worldwide	Bonds: Mixed	paying dividend	Fixed-Income Fund



**Risk key figures**

SRI	1	2	3	4	5	6	7	
Mountain-View Funds Rating <sup>2</sup>							EDA <sup>3</sup>	78

**Yearly Performance**

2023	+9.87%
2022	-13.75%
2021	+3.93%

Master data		Conditions		Other figures	
Fund type	Single fund	Issue surcharge	3.00%	Minimum investment	UNT 0
Category	Bonds	Planned administr. fee	0.00%	Savings plan	-
Sub category	Bonds: Mixed	Deposit fees	0.06%	UCITS / OGAW	Yes
Fund domicile	Luxembourg	Redemption charge	0.00%	Performance fee	0.00%
Tranch volume	(07/22/2024) EUR 2.04 mill.	Ongoing charges	-	Redeployment fee	0.00%
Total volume	(07/22/2024) EUR 74.48 mill.	Dividends		Investment company	
Launch date	1/15/2013	20.02.2024	4.53 EUR	Universal-Inv. (LU)	
KESt report funds	No	25.02.2022	2.08 EUR	15, rue de Flaxweiler, 6776, Grevenmacher	
Business year start	01.01.	22.02.2021	1.58 EUR	Luxembourg	
Sustainability type	-	https://www.universal-investment.com			
Fund manager	Christian Bettinger, Gerald Deutsch				

Performance	1M	6M	YTD	1Y	2Y	3Y	5Y	Since start
Performance	+1.03%	+4.48%	+5.37%	+11.30%	+14.58%	+0.09%	-	+19.32%
Performance p.a.	-	-	-	+11.33%	+7.03%	+0.03%	-	+4.22%
Sharpe ratio	8.96	3.53	3.97	4.39	1.15	-1.23	-	0.18
Volatility	1.18%	1.56%	1.57%	1.74%	2.91%	2.99%	0.00%	2.90%
Worst month	-	0.02%	0.02%	0.02%	-3.97%	-4.87%	-4.87%	-4.87%
Best month	-	1.47%	2.56%	2.56%	2.96%	2.96%	3.59%	3.59%
Maximum loss	-0.05%	-0.58%	-0.58%	-0.78%	-6.52%	-17.07%	0.00%	-

**Distribution permission**

Austria, Germany, Switzerland

<sup>1</sup> Important note on update status: The displayed date refers exclusively to the calculation of the NAV.

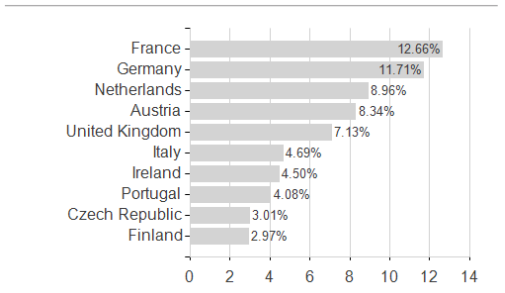
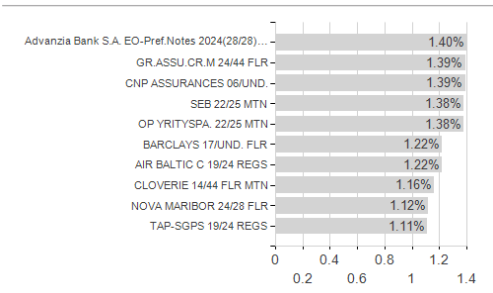
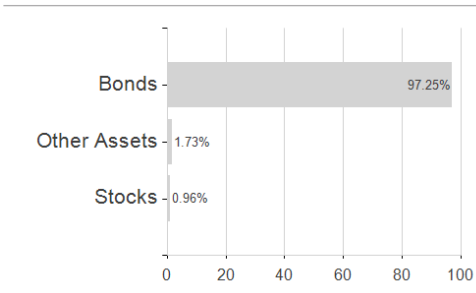
<sup>2</sup> The Mountain-View Data Fund Rating calculates a comparative ranking for funds using yield, volatility and trend data. For more information visit [MVD Funds Rating](#)

<sup>3</sup> Displays the Ethical-Dynamical Ratio calculated according to standard criteria. The maximum value is 100. For more information visit [EDA](#)

**Berenberg Credit Opportunities R D / LU2116693222 / A2PZPX / Universal-Inv. (LU)**

**Assessment Structure**

**Assets Largest positions Countries**



**Issuer Duration Currencies**

