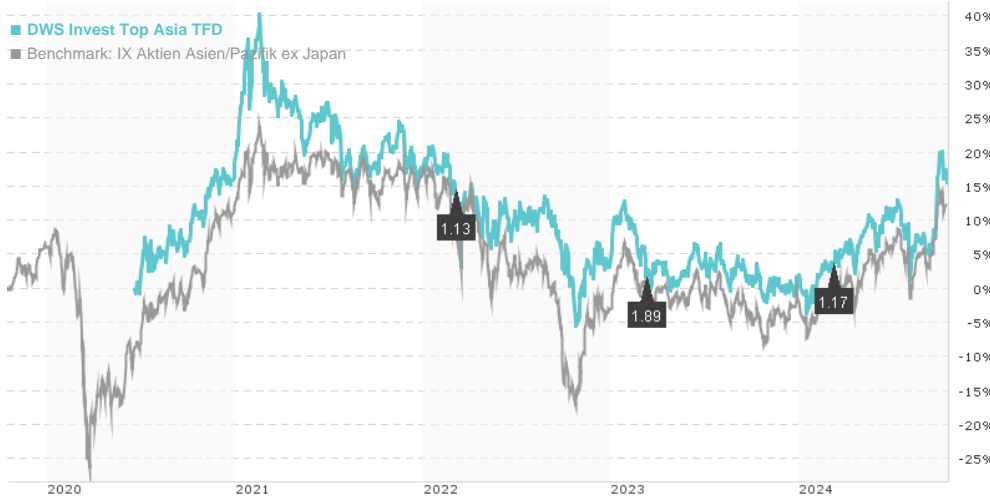


DWS Invest Top Asia TFD / LU1663948211 / DWS2RP / DWS Investment SA

Last 10/15/2024 ¹	Region	Branch	Type of yield	Type
112.02 EUR	Asia/Pacific ex Japan	Mixed Sectors	paying dividend	Equity Fund



Risk key figures

SRI	1	2	3	4	5	6	7
Mountain-View Funds Rating ²	EDA ³						
	81						

Yearly Performance

2023	-1.31%
2022	-11.70%
2021	-1.41%

Master data		Conditions		Other figures	
Fund type	Single fund	Issue surcharge	0.00%	Minimum investment	UNT 0
Category	Equity	Planned administr. fee	0.00%	Savings plan	-
Sub category	Mixed Sectors	Deposit fees	0.00%	UCITS / OGAW	Yes
Fund domicile	Luxembourg	Redemption charge	0.00%	Performance fee	0.00%
Tranch volume	(10/15/2024) EUR 0.029 mill.	Ongoing charges	-	Redeployment fee	0.00%
Total volume	(07/31/2024) EUR 290.56 mill.	Dividends		Investment company	
Launch date	12/5/2017	08.03.2024	1.17 EUR	DWS Investment SA	
KESt report funds	No	10.03.2023	1.89 EUR	Mainzer Landstraße 11-17, 60329, Frankfurt am Main	
Business year start	01.01.	04.03.2022	1.13 EUR	Germany	
Sustainability type	-	05.03.2021	1.10 EUR	https://www.dws.de	
Fund manager	Sebastian Kahlfeld, Sylwia Szczepek				

Performance	1M	6M	YTD	1Y	2Y	3Y	5Y	Since start
Performance	+8.87%	+9.57%	+13.54%	+13.77%	+14.63%	-4.70%	-	+15.80%
Performance p.a.	-	-	-	+13.77%	+7.07%	-1.59%	-	+3.45%
Sharpe ratio	8.67	0.97	0.91	0.70	0.25	-0.30	-	0.02
Volatility	21.73%	17.32%	15.76%	15.24%	15.28%	16.02%	0.00%	16.12%
Worst month	-	-1.77%	-3.80%	-3.80%	-7.01%	-8.73%	-8.73%	-8.73%
Best month	-	8.10%	8.10%	8.10%	10.50%	10.50%	10.50%	10.50%
Maximum loss	-3.79%	-10.39%	-10.39%	-10.39%	-14.51%	-24.06%	0.00%	-

Distribution permission

Austria, Germany, Switzerland, Czech Republic

¹ Important note on update status: The displayed date refers exclusively to the calculation of the NAV.

² The Mountain-View Data Fund Rating calculates a comparative ranking for funds using yield, volatility and trend data. For more information visit [MVD Funds Rating](#)

³ Displays the Ethical-Dynamical Ratio calculated according to standard criteria. The maximum value is 100. For more information visit [EDA](#)

DWS Invest Top Asia TFD / LU1663948211 / DWS2RP / DWS Investment SA

Investment strategy

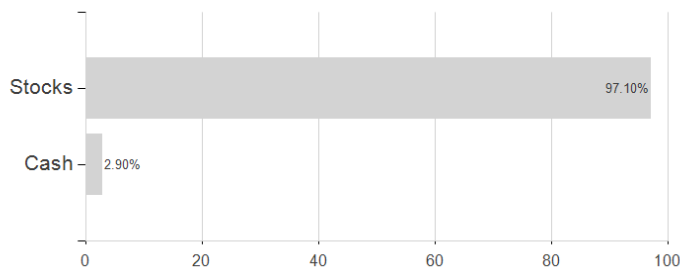
The objective of the investment policy is to achieve capital appreciation that exceeds the benchmark (MSCI AC Asia ex Japan TR net). In order to achieve this, the fund invests primarily in equities of issuers having their registered office or principal business activity in Asia. A company is viewed as having its principal business activity in Asia if the greatest part of its earnings or revenues is generated there. Considered as Asian issuers are companies having their registered office or principal business activity in Hong Kong, India, Indonesia, Japan, Korea, Malaysia, the Philippines, Singapore, Taiwan, Thailand and the People's Republic of China. When selecting investments, environmental and social aspects and the principles of good corporate governance (ESG aspects) are taken into consideration alongside the financial performance.

Investment goal

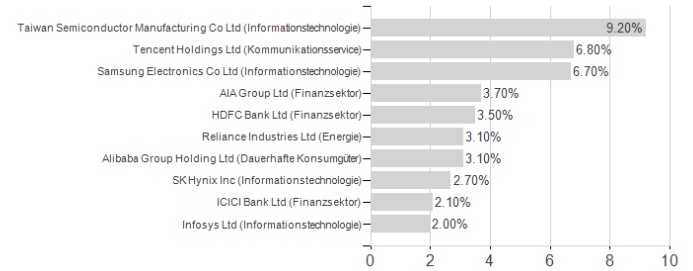
The fund is actively managed. The fund is managed in reference to a benchmark. The fund promotes environmental and social characteristics and is subject to the disclosure requirements of a financial product in accordance with article 8(1) of Regulation (EU) 2019/2088 on sustainability-related disclosures in the financial services sector. More ESG information is available in the sales prospectus and on the DWS website.

Assessment Structure

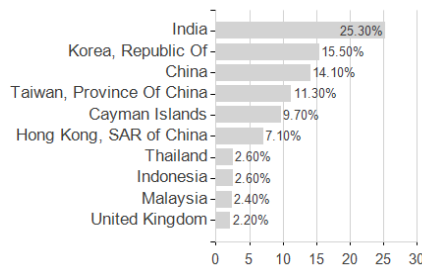
Assets



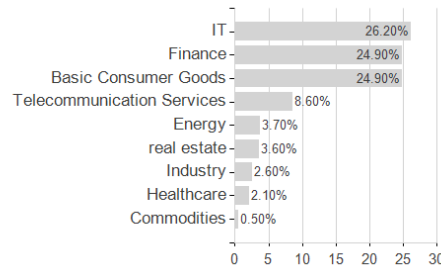
Largest positions



Countries



Branches



Currencies

