

QUANTICA MANAGED FUTURES FOCUS I3C-C CHF / LU1825540492 / A2JMNC / Alma Capital IM

| | | | | |
|------------------------------|-----------|--------------------|---------------|----------------------|
| Last 07/08/2024 ¹ | Region | Branch | Type of yield | Type |
| 133.90 CHF | Worldwide | AI Managed Futures | reinvestment | Alternative Investm. |

■ QUANTICA MANAGED FUTURES FOCUS I3C-C CHF
■ Benchmark: IX AI Systematic Trendfollowing



Risk key figures

| | | | | | | | |
|-----|---|---|---|---|---|---|---|
| SRI | 1 | 2 | 3 | 4 | 5 | 6 | 7 |
|-----|---|---|---|---|---|---|---|

| | |
|---|------------------|
| Mountain-View Funds Rating ² | EDA ³ |
| - | - |

Yearly Performance

| | |
|------|---------|
| 2023 | -2.20% |
| 2022 | +9.95% |
| 2021 | -8.87% |
| 2020 | +1.26% |
| 2019 | +31.99% |

| Master data | | Conditions | | Other figures | |
|---------------------|---|---------------------------------|-------|--------------------|--------|
| Fund type | Single fund | Issue surcharge | 0.00% | Minimum investment | UNT 0 |
| Category | Alternative Investments | Planned administr. fee | 0.00% | Savings plan | - |
| Sub category | AI Managed Futures | Deposit fees | 0.00% | UCITS / OGAW | Yes |
| Fund domicile | Luxembourg | Redemption charge | 0.00% | Performance fee | 15.00% |
| Tranch volume | (07/08/2024) USD 13.81 mill. | Ongoing charges | - | Redeployment fee | 0.00% |
| Total volume | - | Dividends | | Investment company | |
| Launch date | 7/20/2018 | Alma Capital IM | | | |
| KESt report funds | Yes | 83 avenue Marceau, 75116, Paris | | | |
| Business year start | 01.02. | http://www.almacapital.com | | | |
| Sustainability type | - | | | | |
| Fund manager | Dr Bruno Gmür, Quantica UCITS Funds SICAV | | | | |

| Performance | 1M | 6M | YTD | 1Y | 2Y | 3Y | 5Y | Since start |
|------------------|--------|--------|--------|--------|---------|---------|---------|-------------|
| Performance | +0.28% | +7.10% | +6.66% | +4.78% | +4.97% | +5.33% | +10.93% | +33.90% |
| Performance p.a. | - | - | - | +4.79% | +2.45% | +1.75% | +2.09% | +5.01% |
| Sharpe ratio | 0.00 | 1.21 | 1.06 | 0.11 | -0.11 | -0.18 | -0.14 | 0.12 |
| Volatility | 9.24% | 9.14% | 9.11% | 9.60% | 11.13% | 11.14% | 11.18% | 11.13% |
| Worst month | - | -1.20% | -1.20% | -6.05% | -8.69% | -8.69% | -8.69% | -8.69% |
| Best month | - | 3.12% | 3.12% | 3.66% | 9.93% | 9.93% | 9.93% | 9.93% |
| Maximum loss | -3.42% | -4.18% | -4.18% | -7.79% | -18.35% | -18.35% | -21.25% | - |

Distribution permission

Germany, Switzerland, Luxembourg

¹ Important note on update status: The displayed date refers exclusively to the calculation of the NAV.

² The Mountain-View Data Fund Rating calculates a comparative ranking for funds using yield, volatility and trend data. For more information visit [MVD Funds Rating](#)

³ Displays the Ethical-Dynamical Ratio calculated according to standard criteria. The maximum value is 100. For more information visit [EDA](#)

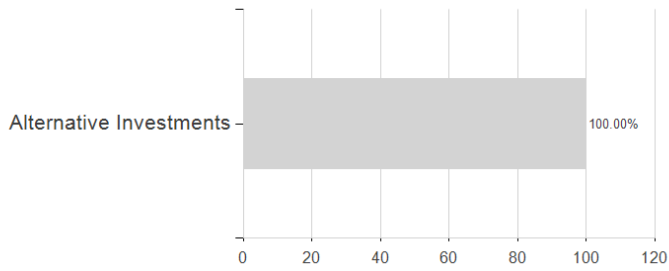
DISCLAIMER: The information on this page are for informational purposes only and should neither an offer to sell nor a solicitation for the purchase of the security or recommendation in favor of the security to be understood. baha GmbH assumes no liability despite thorough searches for the accuracy of the data.

Funds data from: www.mountain-view.com. Fact Sheet created by: www.baha.com

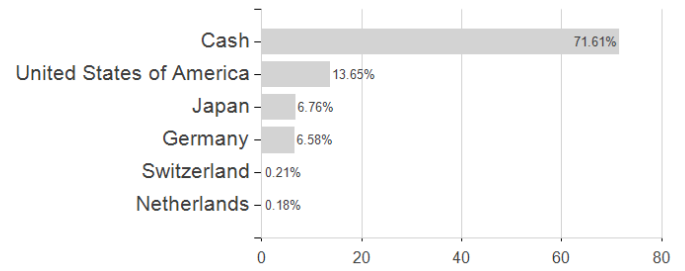
QUANTICA MANAGED FUTURES FOCUS I3C-C CHF / LU1825540492 / A2JMNC / Alma Capital IM

Assessment Structure

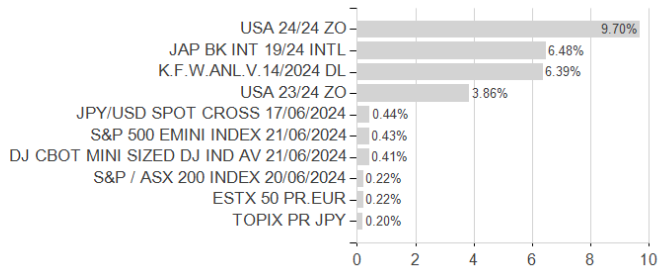
Assets



Countries



Largest positions



Currencies

