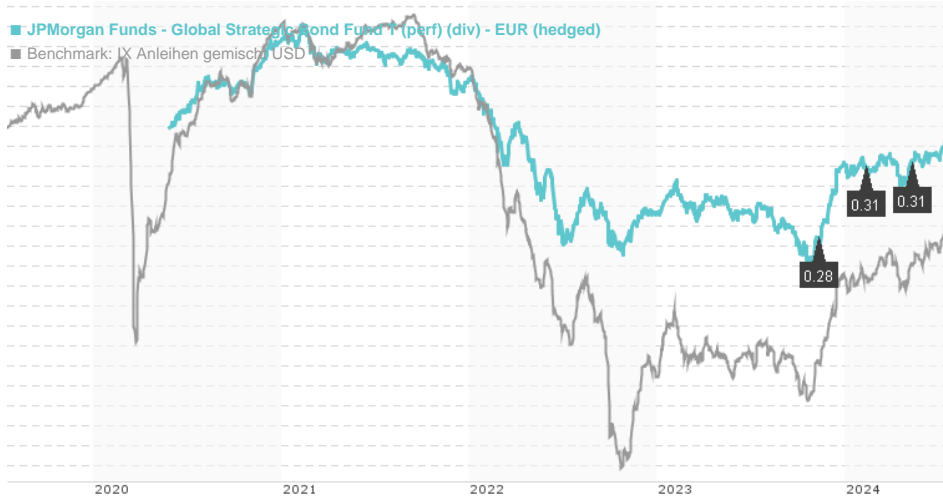


JPMorgan Funds - Global Strategic Bond Fund T (perf) (div) - EUR (hedged) / LU0569323131 / A1H6ZP / JPMorgan

Last 07/16/2024 ¹	Region	Branch	Type of yield	Type
45.20 EUR	Worldwide	Bonds: Mixed	paying dividend	Fixed-Income Fund



Risk key figures

SRI	1	2	3	4	5	6	7
Mountain-View Funds Rating ²	EDA ³						73

Yearly Performance

2023	+2.58%
2022	-6.51%
2021	-1.93%

Master data	Conditions	Other figures
-------------	------------	---------------

Fund type	Single fund	Issue surcharge	3.00%	Minimum investment	USD 5,000.00
Category	Bonds	Planned administr. fee	0.00%	Savings plan	-
Sub category	Bonds: Mixed	Deposit fees	0.00%	UCITS / OGAW	Yes
Fund domicile	Luxembourg	Redemption charge	0.00%	Performance fee	10.00%
Tranch volume	(07/16/2024) USD 0.635 mill.	Ongoing charges	-	Redeployment fee	0.00%
Total volume	(07/16/2024) USD 1,374.45 mill.	Dividends		Investment company	
Launch date	2/18/2011	08.05.2024	0.31 EUR	JPMorgan AM (EU)	
KESr report funds	No	08.02.2024	0.31 EUR	PO Box 275, 2012, Luxembourg	
Business year start	01.07.	08.11.2023	0.28 EUR	Luxembourg	
Sustainability type	-	08.08.2023	0.28 EUR	https://www.jpmorganassetmanagement.de	
Fund manager	Bob Michele, Iain Stealey, Lisa Coleman, Andrew Headley, Jeff Hutz	11.05.2023	0.25 EUR		

Performance	1M	6M	YTD	1Y	2Y	3Y	5Y	Since start
Performance	+0.85%	+1.43%	+1.26%	+3.49%	+5.02%	-4.05%	-	-0.55%
Performance p.a.	-	-	-	+3.49%	+2.48%	-1.37%	-	-0.13%
Sharpe ratio	4.41	-0.31	-0.53	-0.06	-0.39	-1.53	-	-1.26
Volatility	1.71%	2.45%	2.47%	2.85%	3.02%	3.29%	0.00%	3.00%
Worst month	-	-1.09%	-1.09%	-1.09%	-1.82%	-3.68%	-3.68%	-3.68%
Best month	-	0.83%	2.14%	2.94%	2.94%	2.94%	2.94%	2.94%
Maximum loss	-0.33%	-1.68%	-1.68%	-3.11%	-4.30%	-10.34%	0.00%	-

Distribution permission

Austria, Germany, Switzerland

1 Important note on update status: The displayed date refers exclusively to the calculation of the NAV.
 2 The Mountain-View Data Fund Rating calculates a comparative ranking for funds using yield, volatility and trend data. For more information visit [MVD Funds Rating](#)
 3 Displays the Ethical-Dynamical Ratio calculated according to standard criteria. The maximum value is 100. For more information visit [EDA](#)

JPMorgan Funds - Global Strategic Bond Fund T (perf) (div) - EUR (hedged) / LU0569323131 / A1H6ZP / JPMorgan

Investment strategy

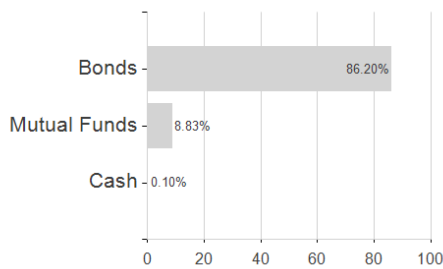
The majority of assets invested, either directly or through derivatives, in debt securities issued or guaranteed by governments or their agencies, state and provincial governmental entities, supranationals, corporate debt securities, MBS/ABS, covered bonds and currencies. Issuers may be located anywhere in the world, including emerging markets. The Sub-Fund is expected to invest between 45% and 75% of its assets in mortgage-backed securities (MBS) and/or asset-backed securities (ABS) of any credit quality, however, due to the unconstrained investment approach, the actual investment level may vary. MBS which may be agency (issued by quasi US government agencies) and non-agency (issued by private institutions) refers to debt securities that are backed by mortgages, including residential and commercial mortgages, and ABS refers to those that are backed by other types of assets such as credit card debt, car loans, consumer loans and equipment leases.

Investment goal

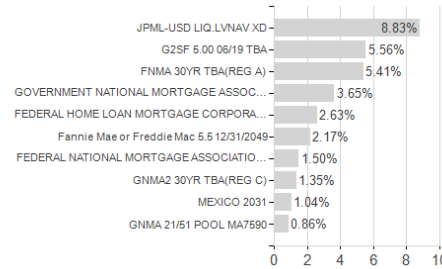
To achieve a return in excess of its benchmark by exploiting investment opportunities in, amongst others, the debt and currency markets, using derivatives where appropriate.

Assessment Structure

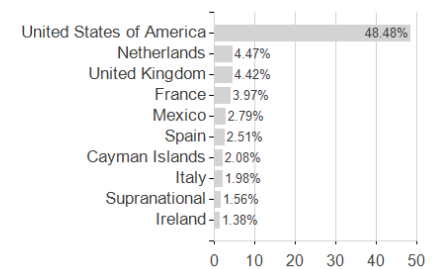
Assets



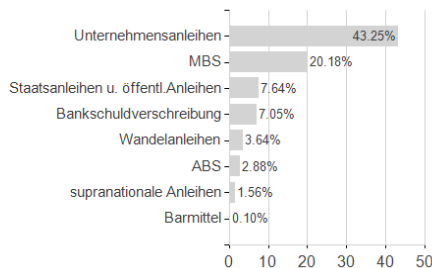
Largest positions



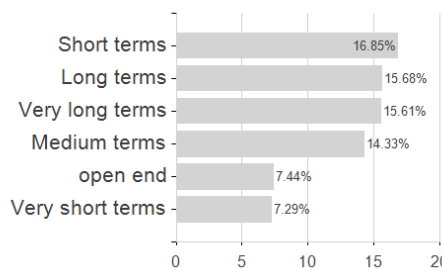
Countries



Issuer



Duration



Currencies

