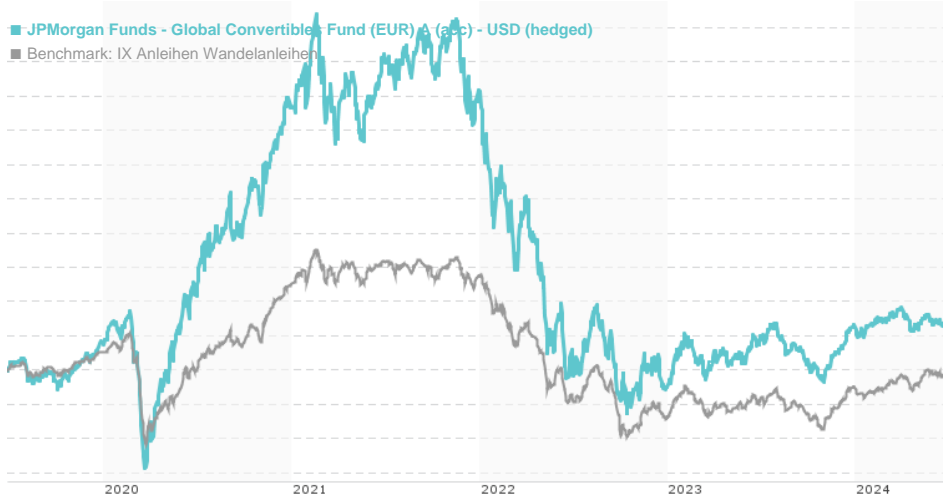


**JPMorgan Funds - Global Convertibles Fund (EUR) A (acc) - USD (hedged) / LU1569815084 / A2DL5Z / JPMorgan AM**

Last 06/26/2024 <sup>1</sup>	Region	Branch	Type of yield	Type
106.36 USD	Worldwide	Convertible Bonds	reinvestment	Fixed-Income Fund



**Risk key figures**

SRI	1	2	3	4	5	6	7
Mountain-View Funds Rating <sup>2</sup>	EDA <sup>3</sup>						
	66						

**Yearly Performance**

2023	+9.34%
2022	-30.68%
2021	+1.70%
2020	+33.21%
2019	+12.79%

Master data		Conditions		Other figures	
Fund type	Single fund	Issue surcharge	5.00%	Minimum investment	USD 35,000.00
Category	Bonds	Planned administr. fee	0.00%	Savings plan	-
Sub category	Convertible Bonds	Deposit fees	0.00%	UCITS / OGAW	Yes
Fund domicile	Luxembourg	Redemption charge	0.50%	Performance fee	0.00%
Tranch volume	(06/26/2024) EUR 1.26 mill.	Ongoing charges	-	Redeployment fee	0.00%
Total volume	(06/26/2024) EUR 280.11 mill.	Dividends		Investment company	
Launch date	1/23/2018	JPMorgan AM (EU)			
KESt report funds	Yes	PO Box 275, 2012, Luxembourg			
Business year start	01.07.	Luxembourg			
Sustainability type	-	https://www.jpmorganassetmanagement.de			
Fund manager	Winnie Liu, Paul Levene, Eric Wehbe				

Performance	1M	6M	YTD	1Y	2Y	3Y	5Y	Since start
Performance	-0.64%	+0.21%	+0.03%	+2.60%	+4.08%	-26.78%	+6.91%	+6.36%
Performance p.a.	-	-	-	+2.60%	+2.02%	-9.88%	+1.34%	+0.96%
Sharpe ratio	-2.38	-0.63	-0.69	-0.19	-0.16	-1.00	-0.17	-0.22
Volatility	4.79%	5.20%	5.28%	5.67%	10.37%	13.63%	13.86%	12.53%
Worst month	-	-2.43%	-2.43%	-3.20%	-8.65%	-11.11%	-11.11%	-11.11%
Best month	-	3.57%	3.57%	4.76%	5.87%	5.87%	8.89%	8.89%
Maximum loss	-0.91%	-3.28%	-3.28%	-8.11%	-14.57%	-38.00%	-38.29%	-

**Distribution permission**

Austria, Germany, Switzerland

<sup>1</sup> Important note on update status: The displayed date refers exclusively to the calculation of the NAV.

<sup>2</sup> The Mountain-View Data Fund Rating calculates a comparative ranking for funds using yield, volatility and trend data. For more information visit [MVD Funds Rating](#)

<sup>3</sup> Displays the Ethical-Dynamical Ratio calculated according to standard criteria. The maximum value is 100. For more information visit [EDA](#)

DISCLAIMER: The information on this page are for informational purposes only and should neither an offer to sell nor a solicitation for the purchase of the security or recommendation in favor of the security to be understood. baha GmbH assumes no liability despite thorough searches for the accuracy of the data.

Funds data from: www.mountain-view.com. Fact Sheet created by: www.baha.com

**JPMorgan Funds - Global Convertibles Fund (EUR) A (acc) - USD (hedged) / LU1569815084 / A2DL5Z / JPMorgan AM**

**Investment strategy**

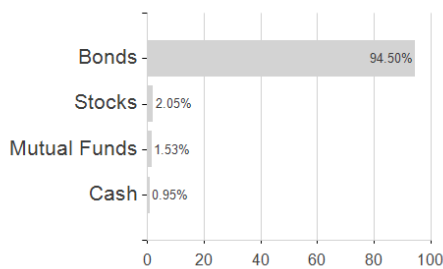
The Sub-Fund is actively managed. Though the majority of its holdings (excluding derivatives) are likely to be components of the benchmark, the Investment Manager has broad discretion to deviate from its securities, weightings and risk characteristics. The degree to which the Sub-Fund may resemble the composition and risk characteristics of the benchmark will vary over time and its performance may be meaningfully different. At least 67% of assets invested in convertible securities from issuers anywhere in the world, including emerging markets. Convertible securities may include any suitable convertible or exchangeable instruments such as convertible bonds, convertible notes or convertible preference shares. At least 51% of assets are invested in issuers with positive environmental and/or social characteristics that follow good governance practices as measured through the Investment Manager's proprietary ESG scoring methodology and/or third party data.

**Investment goal**

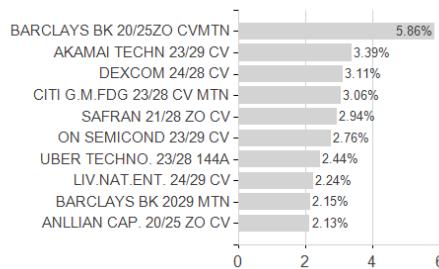
To provide a return by investing primarily in a diversified portfolio of convertible securities, globally.

**Assessment Structure**

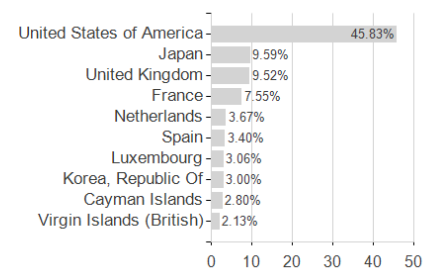
**Assets**



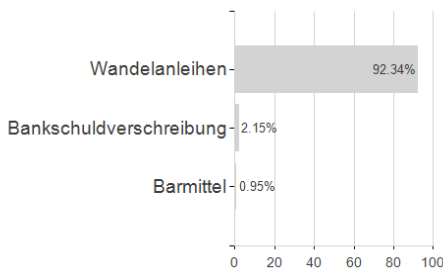
**Largest positions**



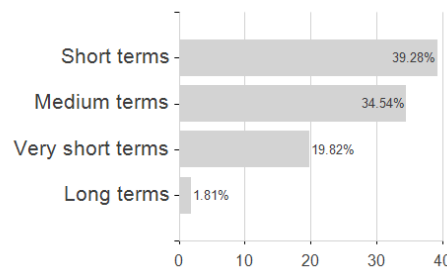
**Countries**



**Issuer**



**Duration**



**Currencies**

