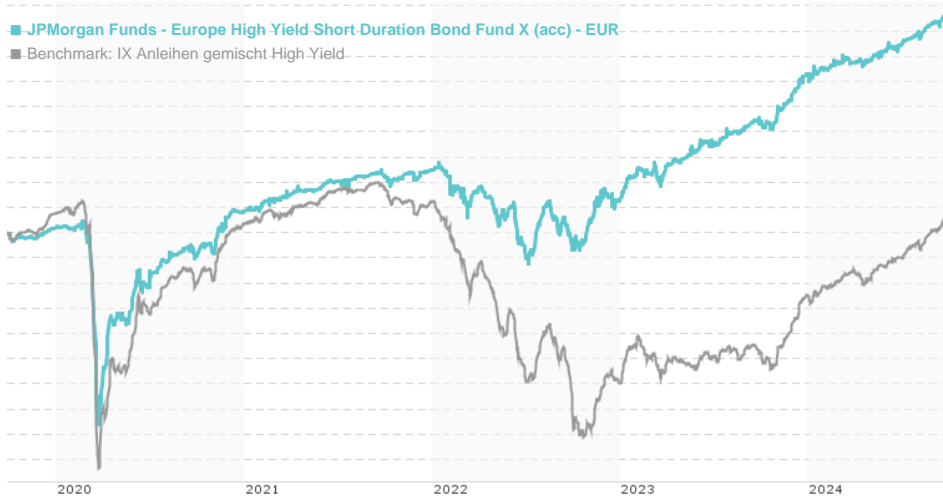


JPMorgan Funds - Europe High Yield Short Duration Bond Fund X (acc) - EUR / LU1533170541 / A2DJDB / JPMorgan

| | | | | |
|------------------------------|--------|--------------|---------------|-------------------|
| Last 09/25/2024 ¹ | Region | Branch | Type of yield | Type |
| 121.77 EUR | Europe | Bonds: Mixed | reinvestment | Fixed-Income Fund |



Risk key figures

| | | | | | | | | |
|---|---|---|---|---|---|---|------------------|----|
| SRI | 1 | 2 | 3 | 4 | 5 | 6 | 7 | |
| Mountain-View Funds Rating ² | | | | | | | EDA ³ | 75 |

Yearly Performance

| | |
|------|--------|
| 2023 | +9.72% |
| 2022 | -2.31% |
| 2021 | +3.24% |
| 2020 | +1.29% |
| 2019 | +5.22% |

| Master data | | Conditions | | Other figures | |
|---------------------|-------------------------------|--|-------|---------------------------|-------|
| Fund type | Single fund | Issue surcharge | 0.00% | Minimum investment | UNT 0 |
| Category | Bonds | Planned administr. fee | 0.00% | Savings plan | - |
| Sub category | Bonds: Mixed | Deposit fees | 0.00% | UCITS / OGAW | Yes |
| Fund domicile | Luxembourg | Redemption charge | 0.00% | Performance fee | 0.00% |
| Tranch volume | (09/25/2024) EUR 19.01 mill. | Ongoing charges | - | Redeployment fee | 0.00% |
| Total volume | (09/25/2024) EUR 200.70 mill. | Dividends | | Investment company | |
| Launch date | 6/27/2018 | JPMorgan AM (EU) | | | |
| KESt report funds | No | PO Box 275, 2012, Luxembourg | | | |
| Business year start | 01.07. | Luxembourg | | | |
| Sustainability type | - | https://www.jpmorganassetmanagement.de | | | |
| Fund manager | Peter Aspbury, Russell Taylor | | | | |

| Performance | 1M | 6M | YTD | 1Y | 2Y | 3Y | 5Y | Since start |
|------------------|--------|--------|--------|--------|---------|---------|---------|-------------|
| Performance | +0.67% | +3.33% | +4.21% | +7.79% | +17.96% | +12.11% | +17.42% | +21.77% |
| Performance p.a. | - | - | - | +7.76% | +8.61% | +3.89% | +3.26% | +3.20% |
| Sharpe ratio | 3.20 | 1.76 | 1.16 | 2.00 | 1.78 | 0.14 | -0.03 | -0.05 |
| Volatility | 1.57% | 1.88% | 2.07% | 2.19% | 2.94% | 3.43% | 4.58% | 4.17% |
| Worst month | - | 0.07% | 0.07% | 0.07% | -1.89% | -4.00% | -10.01% | -10.01% |
| Best month | - | 0.82% | 1.46% | 1.74% | 2.58% | 3.26% | 4.79% | 4.79% |
| Maximum loss | -0.31% | -0.55% | -0.71% | -0.86% | -1.73% | -7.55% | -16.02% | - |

Distribution permission

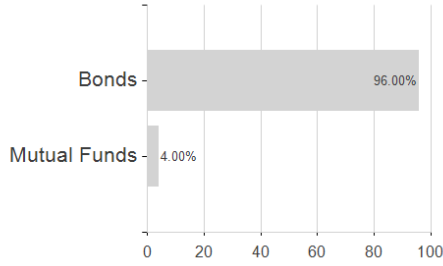
Austria, Germany, Switzerland, Luxembourg, Czech Republic

1 Important note on update status: The displayed date refers exclusively to the calculation of the NAV.
 2 The Mountain-View Data Fund Rating calculates a comparative ranking for funds using yield, volatility and trend data. For more information visit [MVD Funds Rating](#)
 3 Displays the Ethical-Dynamical Ratio calculated according to standard criteria. The maximum value is 100. For more information visit [EDA](#)


JPMorgan Funds - Europe High Yield Short Duration Bond Fund X (acc) - EUR / LU1533170541 / A2DJDB / JPMorgan

Assessment Structure

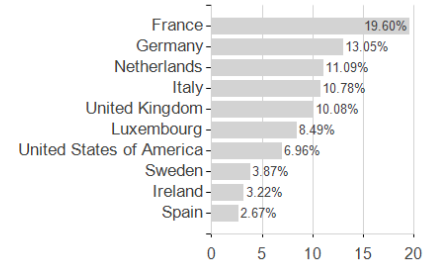
Assets



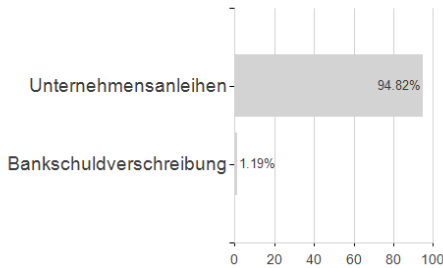
Largest positions



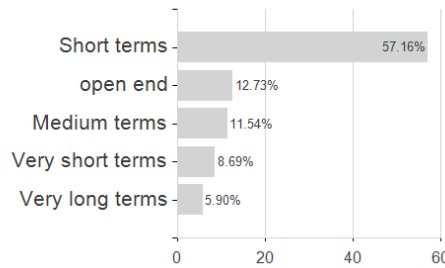
Countries



Issuer



Duration



Currencies

