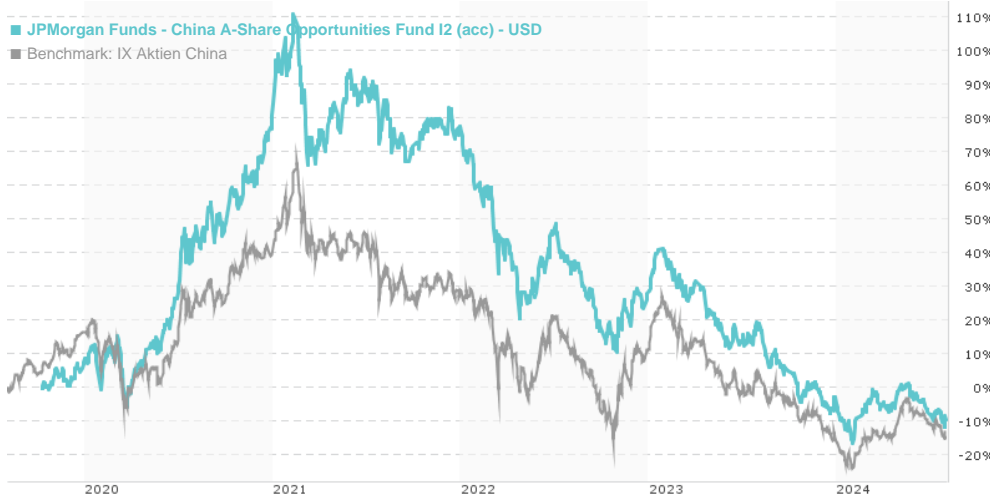


JPMorgan Funds - China A-Share Opportunities Fund I2 (acc) - USD / LU2054627752 / A2PTAC / JPMorgan AM (EU)

Last 08/01/2024 ¹	Country	Branch	Type of yield	Type
90.63 USD	China	Mixed Sectors	reinvestment	Equity Fund



Risk key figures

SRI	1	2	3	4	5	6	7	
Mountain-View Funds Rating ²							EDA ³	75

Yearly Performance

2023	-23.85%
2022	-27.88%
2021	-3.67%
2020	+71.39%

Master data		Conditions		Other figures	
Fund type	Single fund	Issue surcharge	0.00%	Minimum investment	USD 100,000,000.00
Category	Equity	Planned administr. fee	0.00%	Savings plan	-
Sub category	Mixed Sectors	Deposit fees	0.00%	UCITS / OGAW	Yes
Fund domicile	Luxembourg	Redemption charge	0.00%	Performance fee	0.00%
Tranch volume	(08/01/2024) CNH 32.02 mill.	Ongoing charges	-	Redeployment fee	0.00%
Total volume	(08/01/2024) CNH 21,651.75 mill.	Dividends		Investment company	
Launch date	10/10/2019	JPMorgan AM (EU)			
KESr report funds	Yes	PO Box 275, 2012, Luxembourg			
Business year start	01.07.	Luxembourg			
Sustainability type	-	https://www.jpmorganassetmanagement.de			
Fund manager	Howard Wang, Rebecca Jiang				

Performance	1M	6M	YTD	1Y	2Y	3Y	5Y	Since start
Performance	-1.76%	+5.96%	-7.19%	-23.49%	-34.09%	-49.98%	-	-9.37%
Performance p.a.	-	-	-	-23.44%	-18.79%	-20.62%	-	-2.02%
Sharpe ratio	-1.22	0.49	-0.85	-1.54	-1.21	-1.21	-	-0.26
Volatility	18.87%	17.61%	18.40%	17.66%	18.51%	20.08%	0.00%	22.11%
Worst month	-	-4.10%	-13.07%	-13.07%	-13.07%	-13.07%	-13.07%	-13.07%
Best month	-	12.20%	12.20%	12.20%	12.20%	12.20%	14.72%	14.72%
Maximum loss	-5.53%	-12.70%	-12.70%	-29.65%	-40.80%	-54.83%	0.00%	-

Distribution permission

Austria, Germany, Switzerland, Luxembourg

¹ Important note on update status: The displayed date refers exclusively to the calculation of the NAV.
² The Mountain-View Data Fund Rating calculates a comparative ranking for funds using yield, volatility and trend data. For more information visit [MVD Funds Rating](#)

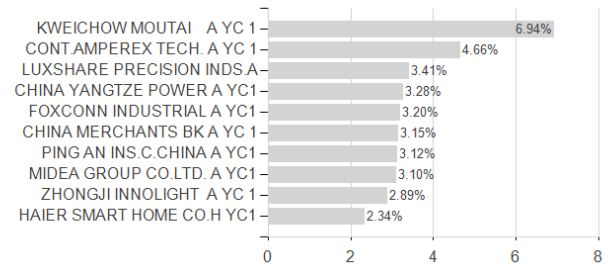
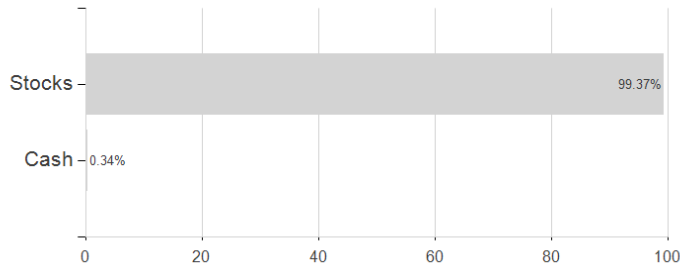
JPMorgan Funds - China A-Share Opportunities Fund I2 (acc) - USD / LU2054627752 / A2PTAC / JPMorgan AM (EU)

3 Displays the Ethical-Dynamical Ratio calculated according to standard criteria. The maximum value is 100. For more information visit [EDA](#)

Assessment Structure

Assets

Largest positions



Countries

Branches

Currencies

