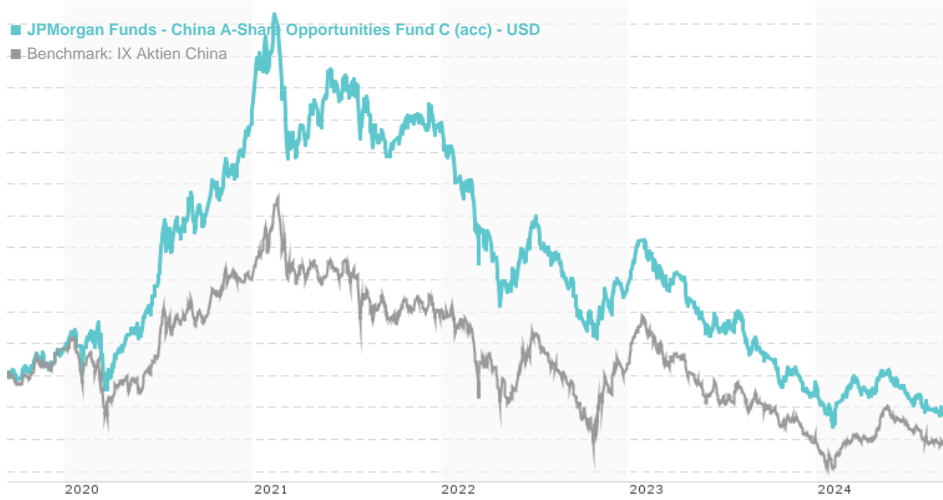


JPMorgan Funds - China A-Share Opportunities Fund C (acc) - USD / LU1255011501 / A14VZK / JPMorgan AM (EU)

Last 09/09/2024 ¹	Country	Branch	Type of yield	Type
19.88 USD	China	Mixed Sectors	reinvestment	Equity Fund



Risk key figures

SRI	1	2	3	4	5	6	7	
Mountain-View Funds Rating ²							EDA ³	75

Yearly Performance

2023	-23.97%
2022	-28.02%
2021	-3.83%
2020	+71.09%
2019	+52.22%

Master data		Conditions		Other figures	
Fund type	Single fund	Issue surcharge	0.00%	Minimum investment	USD 10,000,000.00
Category	Equity	Planned administr. fee	0.00%	Savings plan	-
Sub category	Mixed Sectors	Deposit fees	0.00%	UCITS / OGAW	Yes
Fund domicile	Luxembourg	Redemption charge	0.00%	Performance fee	0.00%
Tranch volume	(09/09/2024) CNH 544.60 mill.	Ongoing charges	-	Redeployment fee	0.00%
Total volume	(09/09/2024) CNH 19,431.34 mill.	Dividends		Investment company	
Launch date	9/11/2015	JPMorgan AM (EU) PO Box 275, 2012, Luxembourg Luxembourg https://www.jpmorganassetmanagement.de			
KESr report funds	Yes				
Business year start	01.07.				
Sustainability type	-				
Fund manager	Rebecca Jiang, Li Tan				

Performance	1M	6M	YTD	1Y	2Y	3Y	5Y	Since start
Performance	-3.31%	-12.62%	-11.72%	-20.48%	-33.67%	-50.23%	-14.57%	+27.35%
Performance p.a.	-	-	-	-20.53%	-18.53%	-20.73%	-3.10%	+2.72%
Sharpe ratio	-2.46	-1.75	-1.13	-1.40	-1.20	-1.22	-0.30	-0.03
Volatility	14.68%	15.53%	17.71%	17.21%	18.40%	19.79%	21.85%	22.18%
Worst month	-	-4.13%	-13.10%	-13.10%	-13.10%	-13.10%	-13.10%	-22.28%
Best month	-	3.98%	12.21%	12.21%	12.21%	12.21%	14.69%	15.63%
Maximum loss	-4.01%	-15.01%	-15.01%	-22.64%	-40.91%	-54.43%	-60.43%	-

Distribution permission

Austria, Germany, Switzerland, Luxembourg, Czech Republic

¹ Important note on update status: The displayed date refers exclusively to the calculation of the NAV.
² The Mountain-View Data Fund Rating calculates a comparative ranking for funds using yield, volatility and trend data. For more information visit [MVD Funds Rating](#)

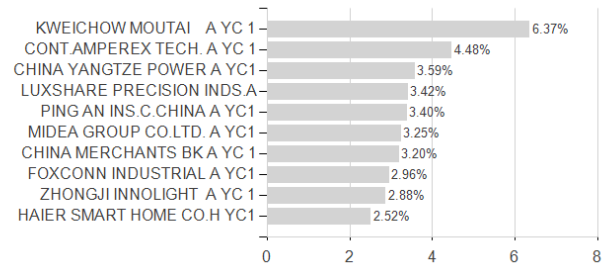
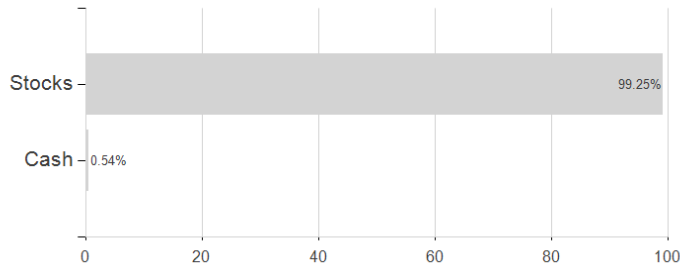
JPMorgan Funds - China A-Share Opportunities Fund C (acc) - USD / LU1255011501 / A14VZK / JPMorgan AM (EU)

3 Displays the Ethical-Dynamical Ratio calculated according to standard criteria. The maximum value is 100. For more information visit [EDA](#)

Assessment Structure

Assets

Largest positions



Countries

Branches

Currencies

