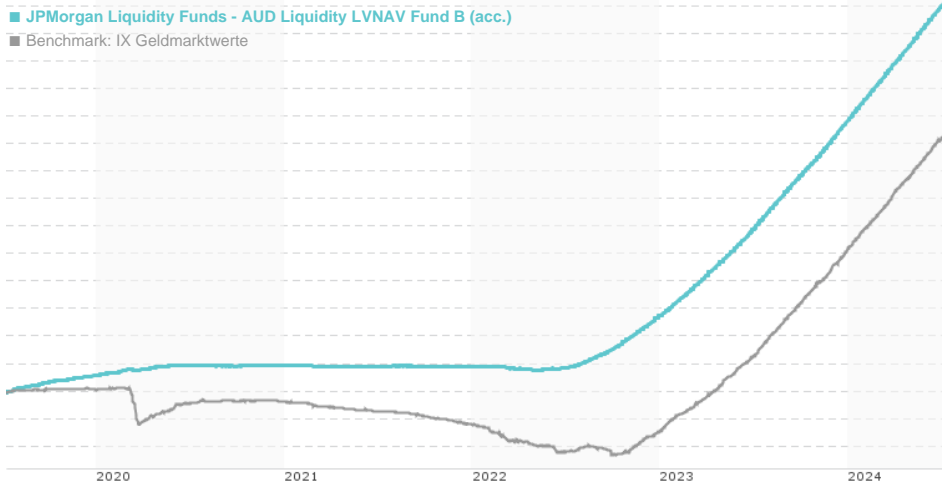


**JPMorgan Liquidity Funds - AUD Liquidity LVNAV Fund B (acc.) / LU0533339668 / A1C7CF / JPMorgan AM (EU)**

Last 07/09/2024 <sup>1</sup>	Region	Branch	Type of yield	Type
<b>13074.63 AUD</b>	Worldwide	Money Market Securities	reinvestment	Money Market Fund



**Risk key figures**

SRI	1	2	3	4	5	6	7
Mountain-View Funds Rating <sup>2</sup>	EDA <sup>3</sup>						
	▲▲▲▲▲▲▲						

**Yearly Performance**

2023	+3.48%
2022	+0.92%
2021	-0.02%
2020	+0.18%
2019	+1.06%

Master data		Conditions		Other figures	
Fund type	Single fund	Issue surcharge	0.00%	Minimum investment	AUD 5,000,000.00
Category	Money Market	Planned administr. fee	0.00%	Savings plan	-
Sub category	Money Market Securities	Deposit fees	0.00%	UCITS / OGAW	Yes
Fund domicile	Luxembourg	Redemption charge	0.00%	Performance fee	0.00%
Tranch volume	(07/09/2024) AUD 0.094 mill.	Ongoing charges	-	Redeployment fee	0.00%
Total volume	(07/09/2024) AUD 1,682.24 mill.	<b>Dividends</b>		<b>Investment company</b>	
Launch date	10/12/2010	JPMorgan AM (EU)			
KESr report funds	Yes	PO Box 275, 2012, Luxembourg			
Business year start	01.12.	Luxembourg			
Sustainability type	-	<a href="https://www.jpmorganassetmanagement.de">https://www.jpmorganassetmanagement.de</a>			
Fund manager	Aidan Shevlin, Masaomi Shimada				

Performance	1M	6M	YTD	1Y	2Y	3Y	5Y	Since start
Performance	+0.30%	+1.98%	+2.07%	+3.93%	+6.61%	+6.58%	+7.10%	+30.75%
Performance p.a.	-	-	-	+3.93%	+3.25%	+2.15%	+1.38%	+1.97%
Sharpe ratio	2.46	2.68	2.95	1.97	-3.53	-10.97	-18.09	-13.91
Volatility	0.10%	0.12%	0.12%	0.12%	0.12%	0.14%	0.13%	0.12%
Worst month	-	0.10%	0.10%	0.10%	0.07%	-0.04%	-0.04%	-0.04%
Best month	-	0.36%	0.36%	0.36%	0.36%	0.36%	0.36%	0.41%
Maximum loss	0.00%	0.00%	0.00%	0.00%	0.00%	-0.09%	-0.10%	-

**Distribution permission**

Austria, Germany, Switzerland, Luxembourg

<sup>1</sup> Important note on update status: The displayed date refers exclusively to the calculation of the NAV.

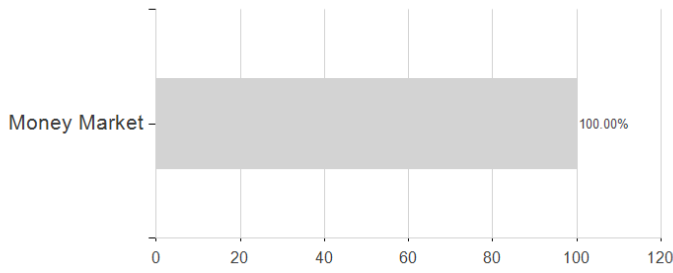
**JPMorgan Liquidity Funds - AUD Liquidity LVNAV Fund B (acc.) / LU0533339668 / A1C7CF / JPMorgan AM (EU)**

2 The Mountain-View Data Fund Rating calculates a comparative ranking for funds using yield, volatility and trend data. For more information visit [MVD Funds Rating](#)

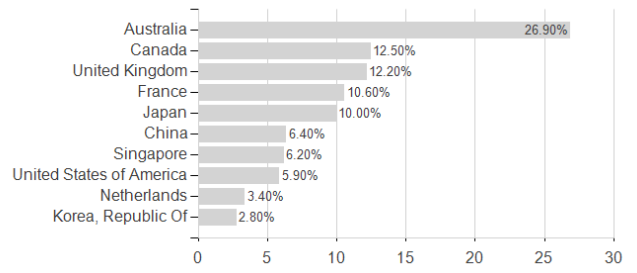
3 Displays the Ethical-Dynamical Ratio calculated according to standard criteria. The maximum value is 100. For more information visit [EDA](#)

**Assessment Structure**

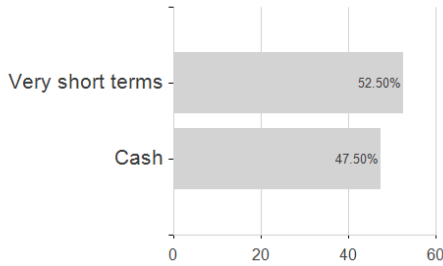
**Assets**



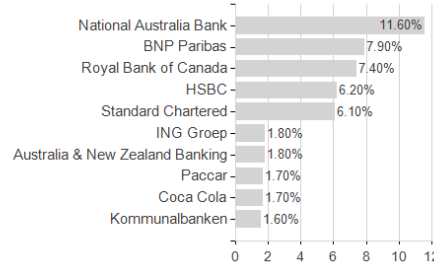
**Countries**



**Duration**



**Largest positions**



**Branches**

