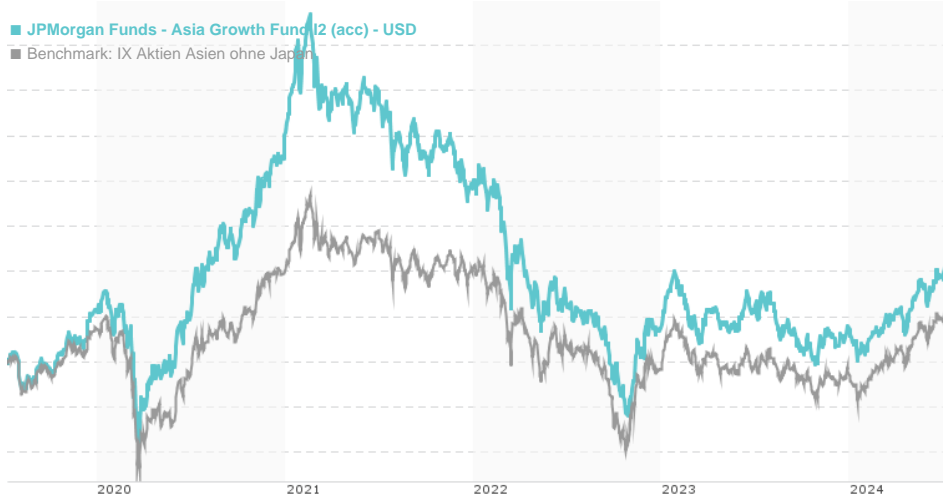


JPMorgan Funds - Asia Growth Fund I2 (acc) - USD / LU1814670375 / A2JK7C / JPMorgan AM (EU)

Last 07/09/2024 <sup>1</sup>	Region	Branch	Type of yield	Type
121.41 USD	Asia (excl. Japan)	Mixed Sectors	reinvestment	Equity Fund



Risk key figures

SRI	1	2	3	4	5	6	7	
Mountain-View Funds Rating <sup>2</sup>							EDA <sup>3</sup>	78

Yearly Performance

2023	+0.69%
2022	-23.39%
2021	-6.98%
2020	+35.61%
2019	+27.66%

Master data		Conditions		Other figures	
Fund type	Single fund	Issue surcharge	0.00%	Minimum investment	USD 100,000,000.00
Category	Equity	Planned administr. fee	0.00%	Savings plan	-
Sub category	Mixed Sectors	Deposit fees	0.00%	UCITS / OGAW	Yes
Fund domicile	Luxembourg	Redemption charge	0.00%	Performance fee	0.00%
Tranch volume	(07/09/2024) USD 28.36 mill.	Ongoing charges	-	Redeployment fee	0.00%
Total volume	(07/09/2024) USD 774.90 mill.	<b>Dividends</b>		<b>Investment company</b>	
Launch date	6/8/2018	JPMorgan AM (EU)			
KESt report funds	No	PO Box 275, 2012, Luxembourg			
Business year start	01.07.	Luxembourg			
Sustainability type	-	https://www.jpmorganassetmanagement.de			
Fund manager	Joanna Kwok, Mark Davids				

Performance	1M	6M	YTD	1Y	2Y	3Y	5Y	Since start
Performance	+5.05%	+16.61%	+12.51%	+11.00%	+9.81%	-20.34%	+22.70%	+21.41%
Performance p.a.	-	-	-	+11.00%	+4.80%	-7.29%	+4.17%	+3.24%
Sharpe ratio	8.10	2.32	1.57	0.50	0.07	-0.58	0.02	-0.02
Volatility	10.67%	13.93%	13.89%	14.59%	16.98%	18.85%	20.36%	19.80%
Worst month	-	-5.84%	-5.84%	-6.78%	-12.39%	-12.39%	-12.39%	-12.39%
Best month	-	5.89%	5.89%	6.17%	19.86%	19.86%	19.86%	19.86%
Maximum loss	-1.83%	-5.48%	-6.35%	-13.77%	-21.38%	-44.08%	-50.12%	-

Distribution permission

Austria, Germany, Switzerland

<sup>1</sup> Important note on update status: The displayed date refers exclusively to the calculation of the NAV.

<sup>2</sup> The Mountain-View Data Fund Rating calculates a comparative ranking for funds using yield, volatility and trend data. For more information visit [MVD Funds Rating](#)

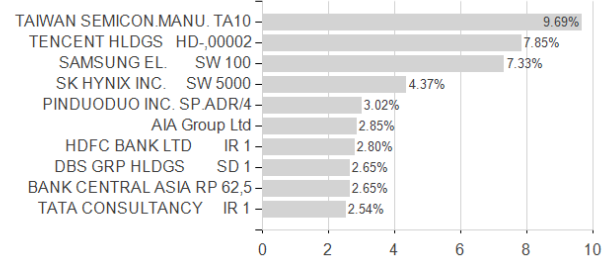
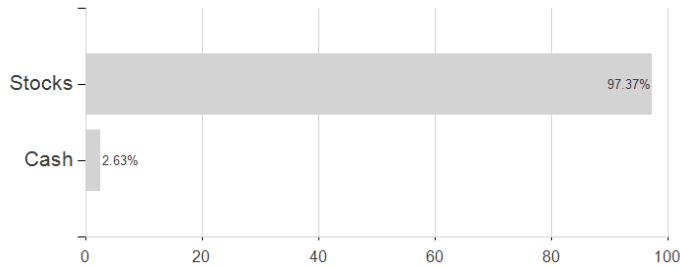
<sup>3</sup> Displays the Ethical-Dynamical Ratio calculated according to standard criteria. The maximum value is 100. For more information visit [EDA](#)

**JPMorgan Funds - Asia Growth Fund I2 (acc) - USD / LU1814670375 / A2JK7C / JPMorgan AM (EU)**

Assessment Structure

Assets

Largest positions



Countries

Branches

Currencies

