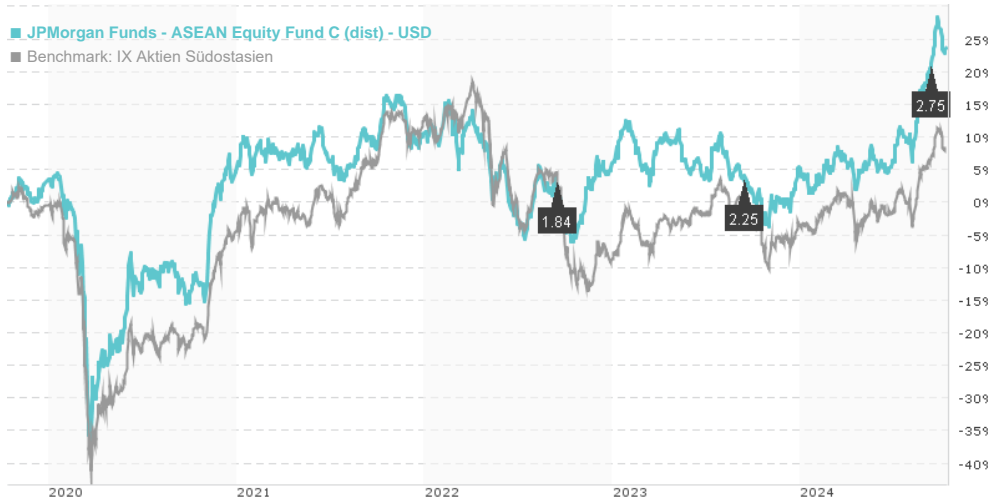


JPMorgan Funds - ASEAN Equity Fund C (dist) - USD / LU1839390256 / A2N83G / JPMorgan AM (EU)

Last 10/10/2024 ¹	Region	Branch	Type of yield	Type
118.72 USD	Asia	Mixed Sectors	paying dividend	Equity Fund

■ JPMorgan Funds - ASEAN Equity Fund C (dist) - USD
■ Benchmark: IX Aktien Südostasien



Risk key figures

SRI 1 2 3 4 5 6 7

Mountain-View Funds Rating² EDA³

79

Yearly Performance

2023	-0.59%
2022	-4.17%
2021	+5.67%
2020	+1.34%
2019	+11.41%

Master data		Conditions		Other figures	
Fund type	Single fund	Issue surcharge	0.00%	Minimum investment	USD 10,000,000.00
Category	Equity	Planned administr. fee	0.00%	Savings plan	-
Sub category	Mixed Sectors	Deposit fees	0.00%	UCITS / OGAW	Yes
Fund domicile	Luxembourg	Redemption charge	0.00%	Performance fee	0.00%
Tranch volume	(10/10/2024) USD 14.20 mill.	Ongoing charges	-	Redeployment fee	0.00%
Total volume	(10/10/2024) USD 689.36 mill.	Dividends		Investment company	
Launch date	12/14/2018	11.09.2024	2.75 USD	JPMorgan AM (EU) PO Box 275, 2012, Luxembourg Luxembourg https://www.jpmorganassetmanagement.de	
KESr report funds	Yes	13.09.2023	2.25 USD		
Business year start	01.07.	14.09.2022	1.84 USD		
Sustainability type	-	09.09.2021	1.35 USD		
Fund manager	Pauline Ng, Chang Qi Ong, Desmond Loh, Stacey Neo	10.09.2020	1.87 USD		

Performance	1M	6M	YTD	1Y	2Y	3Y	5Y	Since start
Performance	+2.54%	+16.54%	+17.17%	+22.61%	+29.16%	+10.00%	+26.28%	+32.49%
Performance p.a.	-	-	-	+22.54%	+13.63%	+3.23%	+4.77%	+4.95%
Sharpe ratio	3.34	2.94	1.79	1.69	0.96	0.00	0.09	0.11
Volatility	9.71%	11.10%	10.91%	11.46%	10.81%	11.63%	16.57%	15.77%
Worst month	-	-2.28%	-2.68%	-5.08%	-5.61%	-8.65%	-19.29%	-19.29%
Best month	-	7.24%	7.24%	7.24%	8.44%	8.44%	18.47%	18.47%
Maximum loss	-4.28%	-4.79%	-5.98%	-5.98%	-14.49%	-19.25%	-39.92%	-

Distribution permission

Austria, Germany, Switzerland, Luxembourg, Czech Republic

¹ Important note on update status: The displayed date refers exclusively to the calculation of the NAV.

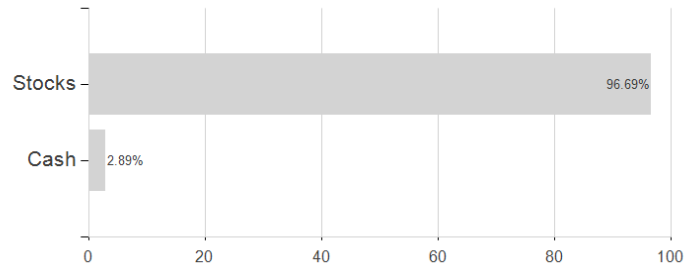
² The Mountain-View Data Fund Rating calculates a comparative ranking for funds using yield, volatility and trend data. For more information visit [MVD Funds Rating](#)

³ Displays the Ethical-Dynamical Ratio calculated according to standard criteria. The maximum value is 100. For more information visit [EDA](#)

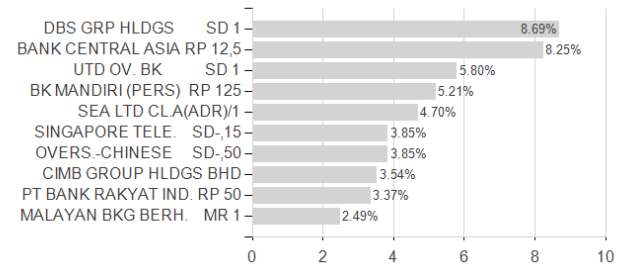
JPMorgan Funds - ASEAN Equity Fund C (dist) - USD / LU1839390256 / A2N83G / JPMorgan AM (EU)

Assessment Structure

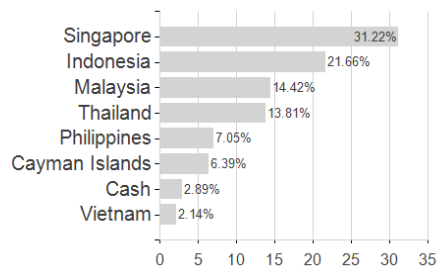
Assets



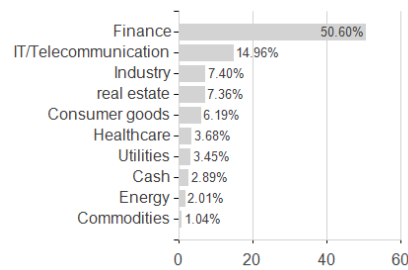
Largest positions



Countries



Branches



Currencies

