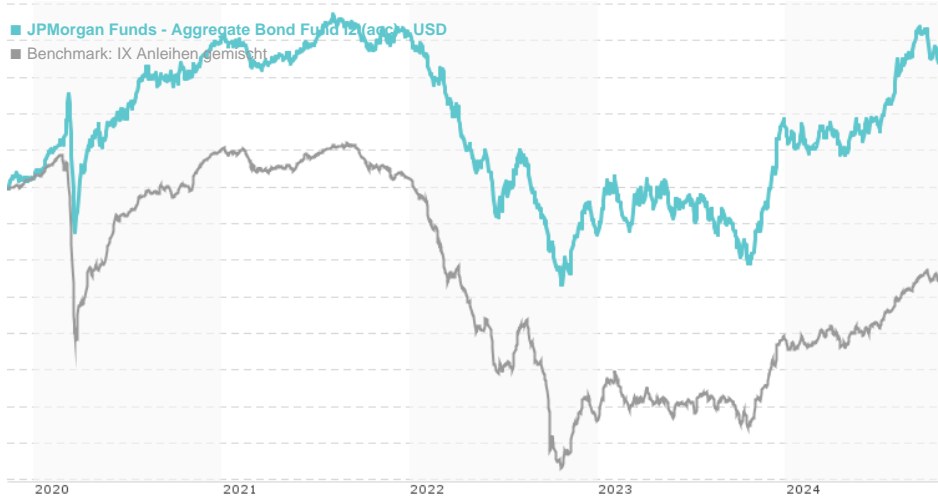


JPMorgan Funds - Aggregate Bond Fund I2 (acc) - USD / LU1727350370 / A2JCCP / JPMorgan AM (EU)

Last 11/07/2024 ¹	Region	Branch	Type of yield	Type
115.44 USD	Worldwide	Bonds: Mixed	paying dividend	Fixed-Income Fund



Risk key figures

SRI	1	2	3	4	5	6	7	
Mountain-View Funds Rating ²							EDA ³	71

Yearly Performance

2023	+6.13%
2022	-10.10%
2021	+0.14%
2020	+7.72%
2019	+9.16%

Master data		Conditions		Other figures	
-------------	--	------------	--	---------------	--

Fund type	Single fund	Issue surcharge	0.00%	Minimum investment	USD 100,000,000.00
Category	Bonds	Planned administr. fee	0.00%	Savings plan	-
Sub category	Bonds: Mixed	Deposit fees	0.00%	UCITS / OGAW	Yes
Fund domicile	Luxembourg	Redemption charge	0.00%	Performance fee	0.00%
Tranch volume	(11/07/2024) USD 116.65 mill.	Ongoing charges	-	Redeployment fee	0.00%
Total volume	(11/07/2024) USD 4,664.99 mill.	Dividends		Investment company	
Launch date	12/18/2017	JPMorgan AM (EU)			
KESr report funds	No	PO Box 275, 2012, Luxembourg			
Business year start	01.07.	Luxembourg			
Sustainability type	-	https://www.jpmorganassetmanagement.de			
Fund manager	Myles Bradshaw, Iain Stealey, Seamus Mac Gorain, Andreas Michalitsianos, Nicholas Wall				

Performance	1M	6M	YTD	1Y	2Y	3Y	5Y	Since start
Performance	-0.64%	+3.45%	+3.03%	+9.12%	+11.83%	-1.87%	+6.14%	+15.44%
Performance p.a.	-	-	-	+9.10%	+5.74%	-0.63%	+1.20%	+2.10%
Sharpe ratio	-3.32	1.14	0.15	1.62	0.64	-0.88	-0.47	-0.27
Volatility	3.10%	3.43%	3.50%	3.75%	4.19%	4.20%	3.97%	3.54%
Worst month	-	-1.81%	-1.81%	-1.81%	-1.81%	-3.01%	-3.01%	-3.01%
Best month	-	1.78%	3.56%	3.56%	3.56%	3.56%	3.56%	3.56%
Maximum loss	-1.24%	-2.26%	-2.26%	-2.26%	-4.80%	-12.95%	-13.49%	-

Distribution permission

Austria, Germany, Switzerland, Luxembourg, Czech Republic

¹ Important note on update status: The displayed date refers exclusively to the calculation of the NAV.

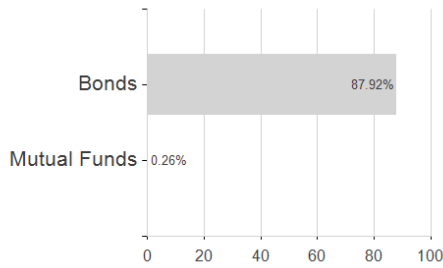
JPMorgan Funds - Aggregate Bond Fund I2 (acc) - USD / LU1727350370 / A2JCCP / JPMorgan AM (EU)

2 The Mountain-View Data Fund Rating calculates a comparative ranking for funds using yield, volatility and trend data. For more information visit [MVD Funds Rating](#)

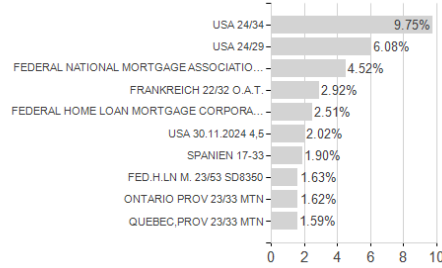
3 Displays the Ethical-Dynamical Ratio calculated according to standard criteria. The maximum value is 100. For more information visit [EDA](#)

Assessment Structure

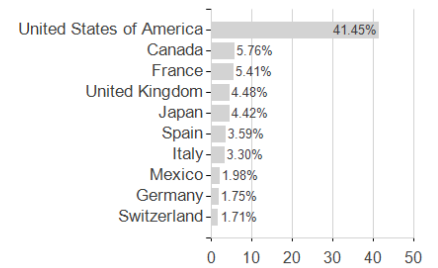
Assets



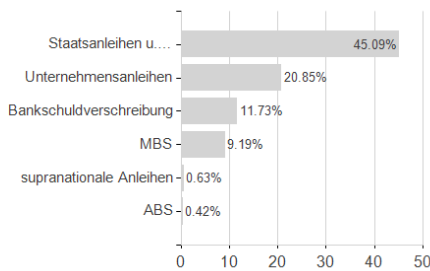
Largest positions



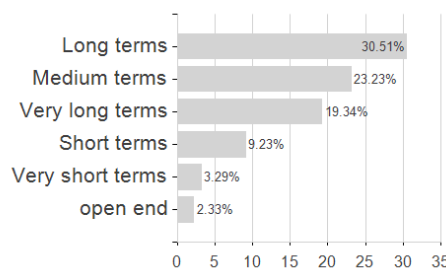
Countries



Issuer



Duration



Currencies

