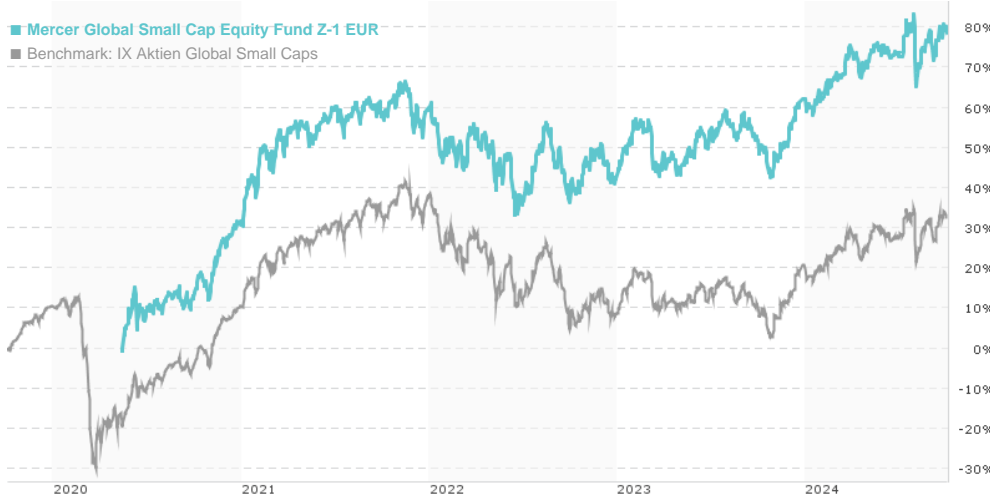


Mercer Global Small Cap Equity Fund Z-1 EUR / IE00B8KQSK93 / A2N5D5 / Mercer Global IM

Last 10/03/2024 ¹	Region	Branch	Type of yield	Type
381.37 EUR	Worldwide	Mixed Sectors	reinvestment	Equity Fund



Risk key figures

SRI	1	2	3	4	5	6	7
Mountain-View Funds Rating ²	EDA ³						
	▲▲▲▲▲▲▲						

Yearly Performance

2023	+13.89%
2022	-10.80%
2021	+21.09%

Master data		Conditions		Other figures	
Fund type	Single fund	Issue surcharge	0.00%	Minimum investment	UNT 0
Category	Equity	Planned administr. fee	0.00%	Savings plan	-
Sub category	Mixed Sectors	Deposit fees	0.00%	UCITS / OGAW	Yes
Fund domicile	Ireland	Redemption charge	0.00%	Performance fee	0.00%
Tranch volume	(10/03/2024) EUR 49.80 mill.	Ongoing charges	-	Redeployment fee	0.00%
Total volume	(10/03/2024) EUR 964.70 mill.	Dividends		Investment company	
Launch date	12/12/2012			Mercer Global IM	
KESt report funds	No				
Business year start	01.07.			Ireland	
Sustainability type	-			www.mercer.com	
Fund manager	-				

Performance	1M	6M	YTD	1Y	2Y	3Y	5Y	Since start
Performance	+1.34%	+2.98%	+10.25%	+19.55%	+28.69%	+13.82%	-	+78.90%
Performance p.a.	-	-	-	+19.49%	+13.42%	+4.41%	-	+14.15%
Sharpe ratio	1.11	0.20	0.83	1.30	0.79	0.08	-	0.72
Volatility	13.02%	13.83%	12.77%	12.51%	12.84%	14.64%	0.00%	15.07%
Worst month	-	-3.22%	-3.22%	-5.44%	-5.78%	-7.91%	-7.91%	-7.91%
Best month	-	5.41%	6.54%	6.54%	7.77%	9.81%	11.76%	11.76%
Maximum loss	-2.58%	-9.73%	-9.73%	-9.73%	-10.41%	-19.94%	0.00%	-

Distribution permission

Germany, Czech Republic

1 Important note on update status: The displayed date refers exclusively to the calculation of the NAV.

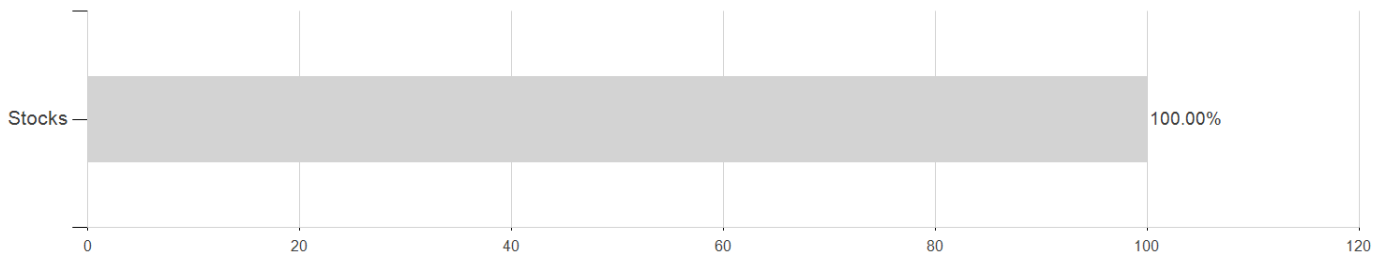
2 The Mountain-View Data Fund Rating calculates a comparative ranking for funds using yield, volatility and trend data. For more information visit [MVD Funds Rating](#)

3 Displays the Ethical-Dynamical Ratio calculated according to standard criteria. The maximum value is 100. For more information visit [EDA](#)

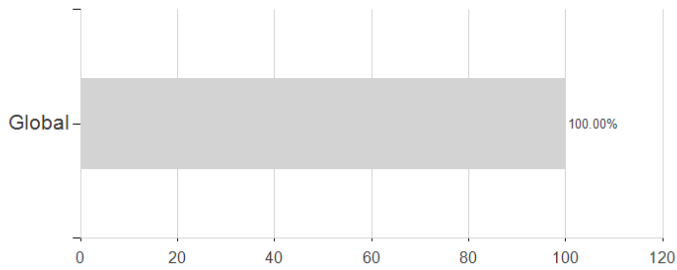
Mercer Global Small Cap Equity Fund Z-1 EUR / IE00B8KQSK93 / A2N5D5 / Mercer Global IM

Assessment Structure

Assets



Countries



Branches

