

Antecedo Defensive Growth R / DE000A2PMW94 / A2PMW9 / Universal-Investment

Last 07/22/2024 ¹	Region	Branch	Type of yield	Type
181.08 EUR	North America	Sector Technology	reinvestment	Equity Fund



Risk key figures

SRI 1 2 3 4 5 6 7

Mountain-View Funds Rating² EDA³



Yearly Performance

2023	+16.97%
2022	-13.29%
2021	+14.51%

Master data		Conditions		Other figures	
Fund type	Single fund	Issue surcharge	3.00%	Minimum investment	UNT 0
Category	Equity	Planned administr. fee	0.00%	Savings plan	Yes
Sub category	Sector Technology	Deposit fees	0.10%	UCITS / OGAW	Yes
Fund domicile	Germany	Redemption charge	0.00%	Performance fee	0.00%
Tranch volume	(07/22/2024) EUR 27.37 mill.	Ongoing charges	-	Redeployment fee	0.00%
Total volume	(07/22/2024) EUR 579.77 mill.	Dividends		Investment company	
Launch date	2/17/2020	Universal-Investment			
KESt report funds	Yes	Theodor-Heuss-Allee 70, 60486, Frankfurt am Main			
Business year start	01.07.	Germany			
Sustainability type	-	https://www.universal-investment.com			
Fund manager	-				

Performance	1M	6M	YTD	1Y	2Y	3Y	5Y	Since start
Performance	+0.68%	+7.75%	+9.58%	+11.13%	+23.44%	+17.74%	-	+87.18%
Performance p.a.	-	-	-	+11.17%	+11.09%	+5.59%	-	+15.27%
Sharpe ratio	0.42	1.10	1.27	0.73	0.67	0.17	-	0.91
Volatility	13.38%	11.30%	11.25%	10.31%	11.06%	10.92%	0.00%	12.69%
Worst month	-	-3.55%	-3.55%	-3.98%	-3.98%	-6.75%	-6.75%	-6.75%
Best month	-	4.80%	4.80%	4.80%	6.84%	6.84%	12.67%	12.67%
Maximum loss	-4.13%	-4.42%	-4.42%	-7.75%	-7.99%	-16.45%	0.00%	-

Distribution permission

Germany

¹ Important note on update status: The displayed date refers exclusively to the calculation of the NAV.

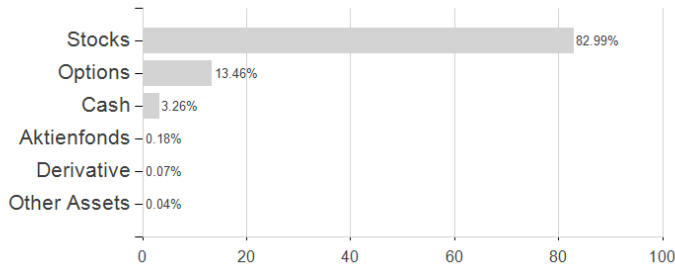
² The Mountain-View Data Fund Rating calculates a comparative ranking for funds using yield, volatility and trend data. For more information visit [MVD Funds Rating](#)

³ Displays the Ethical-Dynamical Ratio calculated according to standard criteria. The maximum value is 100. For more information visit [EDA](#)

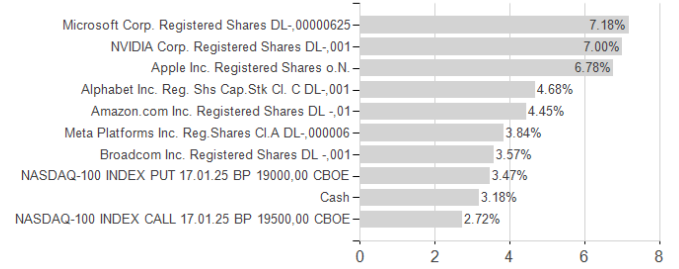
Antecedo Defensive Growth R / DE000A2PMW94 / A2PMW9 / Universal-Investment

Assessment Structure

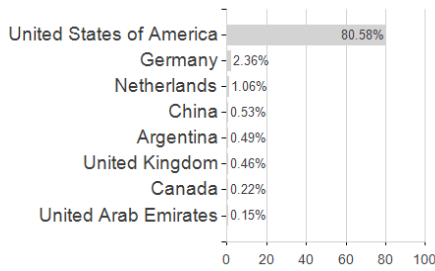
Assets



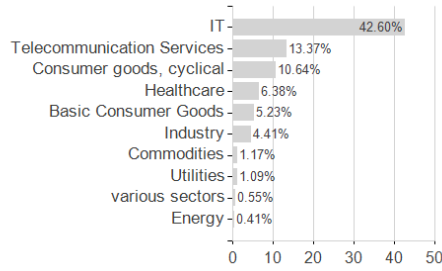
Largest positions



Countries



Branches



Currencies

