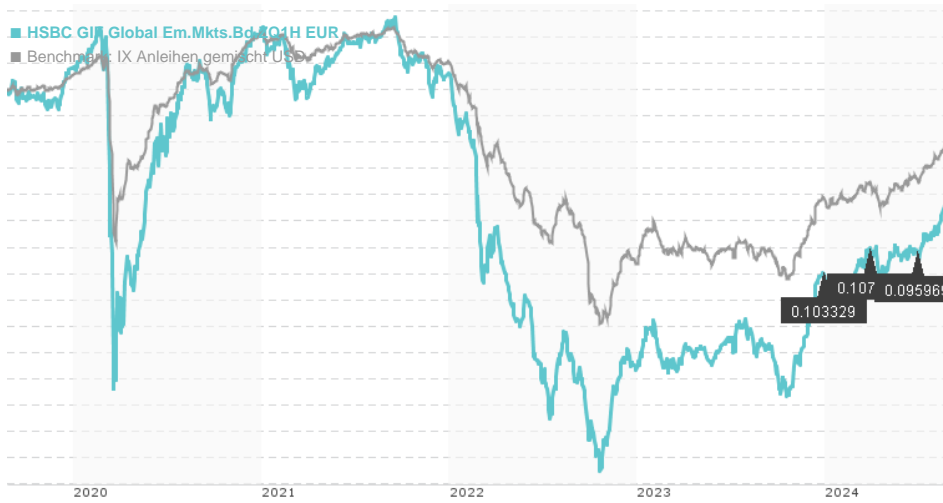


HSBC GIF Global Em.Mkts.Bd.ZQ1H EUR / LU1135521661 / A2DF3R / HSBC Inv. Funds (LU)

Last 08/22/2024 ¹	Region	Branch	Type of yield	Type
6.24 EUR	Emerging Markets	Bonds: Mixed	paying dividend	Fixed-Income Fund



Risk key figures

SRI	1	2	3	4	5	6	7
Mountain-View Funds Rating ²	EDA ³						78

Yearly Performance

2023	+9.32%
2022	-22.30%
2021	-3.12%
2020	+2.81%
2019	+10.40%

Master data		Conditions		Other figures	
Fund type	Single fund	Issue surcharge	3.10%	Minimum investment	USD 1,000,000.00
Category	Bonds	Planned administr. fee	0.00%	Savings plan	-
Sub category	Bonds: Mixed	Deposit fees	0.00%	UCITS / OGAW	Yes
Fund domicile	Luxembourg	Redemption charge	0.00%	Performance fee	0.00%
Tranch volume	(08/22/2024) USD 19.42 mill.	Ongoing charges	-	Redeployment fee	0.00%
Total volume	(08/22/2024) USD 955.46 mill.	Dividends		Investment company	
Launch date	12/23/2014	28.06.2024	0.10 EUR	HSBC Inv. Funds (LU)	
KESt report funds	Yes	27.03.2024	0.11 EUR	18, Boulevard de Kockelscheuer, 1821, Luxembourg	
Business year start	01.04.	28.12.2023	0.10 EUR	Luxembourg	
Sustainability type	-	27.09.2023	0.11 EUR	www.assetmanagement.hsbc.lu	
Fund manager	Jaymeson Paul Kumm, Scott Davis	27.06.2023	0.09 EUR		

Performance	1M	6M	YTD	1Y	2Y	3Y	5Y	Since start
Performance	+2.56%	+6.85%	+5.83%	+14.10%	+14.58%	-12.61%	-8.80%	+1.54%
Performance p.a.	-	-	-	+14.06%	+7.04%	-4.40%	-1.82%	+0.16%
Sharpe ratio	7.56	1.98	1.03	1.65	0.51	-1.00	-0.53	-0.41
Volatility	4.12%	5.38%	5.58%	6.40%	6.93%	7.92%	10.11%	8.24%
Worst month	-	-2.01%	-2.01%	-2.52%	-6.70%	-8.22%	-17.11%	-17.11%
Best month	-	2.23%	4.77%	5.71%	6.99%	6.99%	6.99%	6.99%
Maximum loss	-0.64%	-3.11%	-3.11%	-5.37%	-11.19%	-32.79%	-32.79%	-

Distribution permission

Austria, Germany, Switzerland, Luxembourg

¹ Important note on update status: The displayed date refers exclusively to the calculation of the NAV.

² The Mountain-View Data Fund Rating calculates a comparative ranking for funds using yield, volatility and trend data. For more information visit [MVD Funds Rating](#)

³ Displays the Ethical-Dynamical Ratio calculated according to standard criteria. The maximum value is 100. For more information visit [EDA](#)

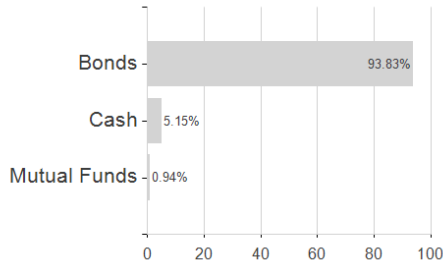
HSBC GIF Global Em.Mkts.Bd.ZQ1H EUR / LU1135521661 / A2DF3R / HSBC Inv. Funds (LU)

Investment goal


The sub-fund invests for total return primarily in a diversified portfolio of Investment Grade and Non-Investment Grade rated fixed income (e.g. bonds) and other similar securities either issued by companies which have their registered office in Emerging Markets around the world, primarily denominated in US dollars, or which are issued or guaranteed by governments, government agencies and supranational bodies of Emerging Markets.

Assessment Structure

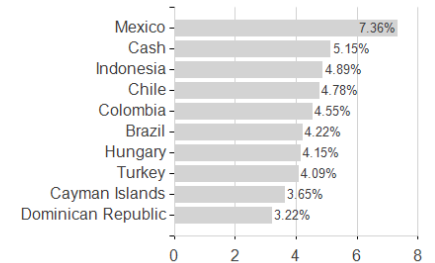
Assets



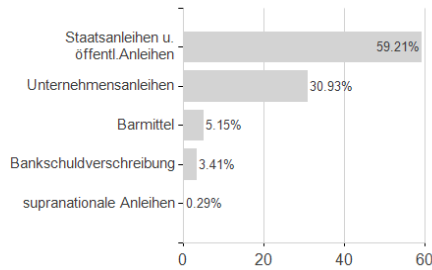
Largest positions



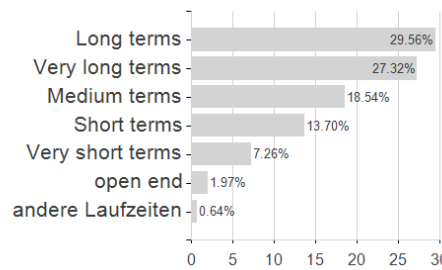
Countries



Issuer



Duration



Currencies

