

FISCH Convertible Global Dynamic Fd.AC / LU2049585727 / A2PQ5L / Universal-Inv. (LU)

|                              |           |                   |               |                   |
|------------------------------|-----------|-------------------|---------------|-------------------|
| Last 10/02/2024 <sup>1</sup> | Region    | Branch            | Type of yield | Type              |
| 109.56 CHF                   | Worldwide | Convertible Bonds | reinvestment  | Fixed-Income Fund |



Risk key figures

|   |                  |   |   |   |   |   |    |
|---|------------------|---|---|---|---|---|----|
| SRI                                     | 1                | 2 | 3 | 4 | 5 | 6 | 7  |
| Mountain-View Funds Rating <sup>2</sup> | EDA <sup>3</sup> |   |   |   |   |   | 77 |

Yearly Performance

|      |         |
|------|---------|
| 2023 | +0.86%  |
| 2022 | -20.64% |
| 2021 | -1.64%  |
| 2020 | +27.91% |

| Master data         |                                      | Conditions                                |       | Other figures      |            |
|---------------------|--------------------------------------|---|-------|--------------------|------------|
| Fund type           | Fund of funds                        | Issue surcharge                           | 3.00% | Minimum investment | CHF 100.00 |
| Category            | Bonds                                | Planned administr. fee                    | 0.00% | Savings plan       | -          |
| Sub category        | Convertible Bonds                    | Deposit fees                              | 0.00% | UCITS / OGAW       | Yes        |
| Fund domicile       | Luxembourg                           | Redemption charge                         | 0.00% | Performance fee    | 0.00%      |
| Tranch volume       | (10/02/2024) USD 1.02 mill.          | Ongoing charges                           | -     | Redeployment fee   | 0.00%      |
| Total volume        | (10/02/2024) USD 100.18 mill.        | Dividends                                 |       | Investment company |            |
| Launch date         | 9/2/2019                             | Universal-Inv. (LU)                       |       |                    |            |
| KESt report funds   | Yes                                  | 15, rue de Flaxweiler, 6776, Grevenmacher |       |                    |            |
| Business year start | 01.01.                               | Luxembourg                                |       |                    |            |
| Sustainability type | -                                    | https://www.universal-investment.com      |       |                    |            |
| Fund manager        | Borg Glen, Heyward Ute, Nikolov Ivan |   |       |                    |            |

| Performance      | 1M     | 6M     | YTD    | 1Y     | 2Y     | 3Y      | 5Y     | Since start |
|------------------|--------|--------|--------|--------|--------|---------|--------|-------------|
| Performance      | +2.73% | +3.13% | +3.53% | +7.74% | +5.19% | -17.49% | -      | +4.27%      |
| Performance p.a. | -      | -      | -      | +7.72% | +2.56% | -6.21%  | -      | +0.89%      |
| Sharpe ratio     | 6.18   | 0.49   | 0.25   | 0.75   | -0.11  | -1.15   | -      | -0.23       |
| Volatility       | 6.00%  | 6.28%  | 6.03%  | 6.02%  | 6.48%  | 8.20%   | 0.00%  | 10.40%      |
| Worst month      | -      | -2.83% | -2.83% | -2.83% | -3.20% | -6.44%  | -9.65% | -9.65%      |
| Best month       | -      | 2.02%  | 3.32%  | 3.75%  | 3.75%  | 3.75%   | 9.32%  | 9.32%       |
| Maximum loss     | -0.74% | -3.93% | -4.37% | -4.37% | -9.63% | -29.65% | 0.00%  | -           |

Distribution permission

Austria, Germany, Switzerland, Luxembourg, Czech Republic

<sup>1</sup> Important note on update status: The displayed date refers exclusively to the calculation of the NAV.

<sup>2</sup> The Mountain-View Data Fund Rating calculates a comparative ranking for funds using yield, volatility and trend data. For more information visit [MVD Funds Rating](#)

<sup>3</sup> Displays the Ethical-Dynamical Ratio calculated according to standard criteria. The maximum value is 100. For more information visit [EDA](#)

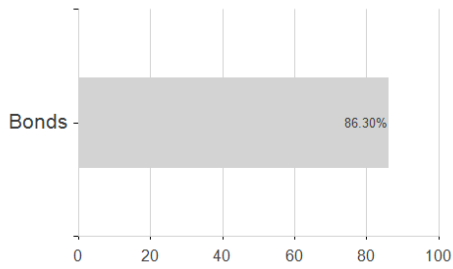
DISCLAIMER: The information on this page are for informational purposes only and should neither an offer to sell nor a solicitation for the purchase of the security or recommendation in favor of the security to be understood. baha GmbH assumes no liability despite thorough searches for the accuracy of the data.

Funds data from: www.mountain-view.com. Fact Sheet created by: www.baha.com

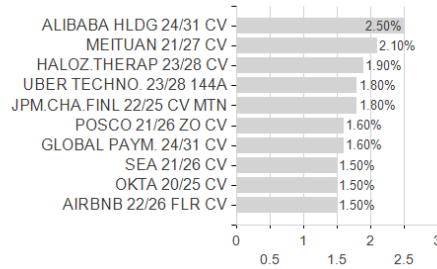
FISCH Convertible Global Dynamic Fd.AC / LU2049585727 / A2PQ5L / Universal-Inv. (LU)

Assessment Structure

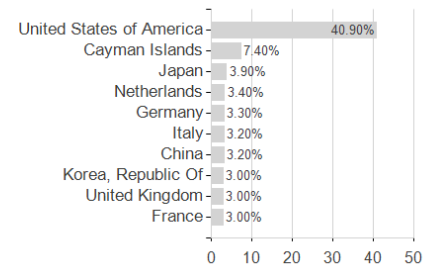
Assets



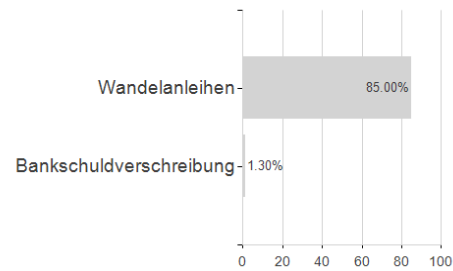
Largest positions



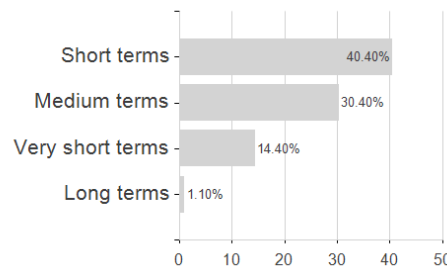
Countries



Issuer



Duration



Currencies

