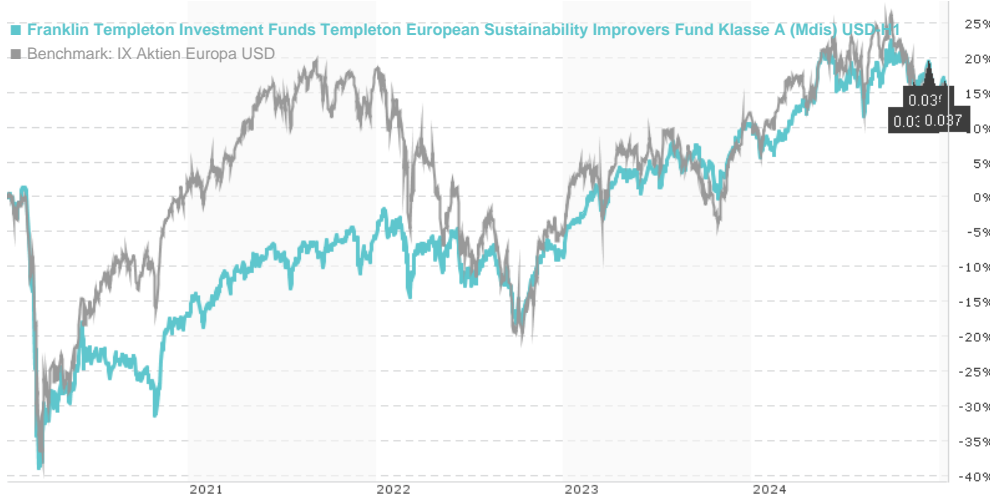


Franklin Templeton Investment Funds Templeton European Sustainability Improvers Fund Klasse A (Mdis) USD-H1 /

Last 01/13/2025 <sup>1</sup>	Region	Branch	Type of yield	Type
9.96 USD	Europe	Mixed Sectors	paying dividend	Equity Fund



Risk key figures

SRI	1	2	3	4	5	6	7
-----	---	---	---	---	---	---	---

Mountain-View Funds Rating <sup>2</sup>	EDA <sup>3</sup>
▲▲▲▲▲	-

Yearly Performance

2024	+4.61%
2023	+20.81%
2022	-2.87%
2021	+13.48%
2020	-16.08%

Master data Conditions Other figures

Fund type	Single fund	Issue surcharge	5.75%	Minimum investment	USD 1,000.00
Category	Equity	Planned administr. fee	0.00%	Savings plan	-
Sub category	Mixed Sectors	Deposit fees	0.14%	UCITS / OGAW	Yes
Fund domicile	Luxembourg	Redemption charge	0.00%	Performance fee	0.00%
Tranch volume	(12/31/2024) USD 0.171 mill.	Ongoing charges	-	Redeployment fee	0.00%
Total volume	(12/31/2024) USD 19.26 mill.	<b>Dividends</b>		<b>Investment company</b>	
Launch date	4/6/2018	09.01.2025	0.04 USD	Franklin Templeton	
KESt report funds	Yes	09.12.2024	0.04 USD	Schottenring 16, 2.OG, 1010, Wien	
Business year start	01.07.	08.11.2024	0.04 USD	Austria	
Sustainability type	Ethics/ecology	08.10.2024	0.04 USD	https://www.franklintempleton.at	
Fund manager	Craig Cameron, John Reynolds	09.09.2024	0.04 USD		

Performance	1M	6M	YTD	1Y	2Y	3Y	5Y	Since start
Performance	-1.80%	-1.56%	+0.27%	+7.19%	+20.41%	+19.04%	+16.34%	+34.91%
Performance p.a.	-	-	-	+7.21%	+9.72%	+5.98%	+3.07%	+4.52%
Sharpe ratio	-2.25	-0.47	0.55	0.40	0.66	0.25	0.02	0.11
Volatility	9.77%	12.37%	9.11%	11.23%	10.55%	12.89%	18.02%	16.55%
Worst month	-	-3.70%	-1.80%	-4.41%	-4.41%	-6.77%	-22.31%	-22.31%
Best month	-	2.34%	0.27%	6.02%	6.02%	7.43%	16.55%	16.55%
Maximum loss	-3.54%	-7.09%	-1.32%	-7.80%	-7.80%	-17.13%	-39.81%	-

Distribution permission

Austria, Germany, Switzerland, Czech Republic

<sup>1</sup> Important note on update status: The displayed date refers exclusively to the calculation of the NAV.  
<sup>2</sup> The Mountain-View Data Fund Rating calculates a comparative ranking for funds using yield, volatility and trend data. For more information visit [MVD Funds Rating](#)  
<sup>3</sup> Displays the Ethical-Dynamical Ratio calculated according to standard criteria. The maximum value is 100. For more information visit [EDA](#)

## Franklin Templeton Investment Funds Templeton European Sustainability Improvers Fund Klasse A (Mdis) USD-H1 /

### Investment strategy

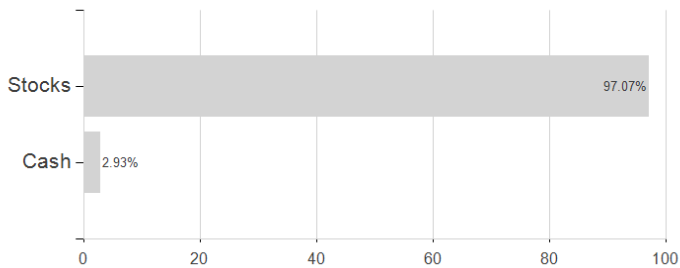
The Fund pursues an actively managed investment strategy and invests mainly in: - equity and/or equity-related securities issued by companies of any size located in, or doing significant business in, European countries The Fund can invest to a lesser extent in: - equity, equity-linked, or equity-related securities issued by companies of any size located in any country - derivatives for hedging, and efficient portfolio management. The benchmark of the Fund is the MSCI Europe Index-NR. The benchmark is used solely as a reference for Investors to compare against the Fund's performance, and the benchmark is neither used as a constraint on how the Fund's portfolio is to be constructed nor set as a target for the Fund's performance to beat. The Fund can deviate from the benchmark.

### Investment goal

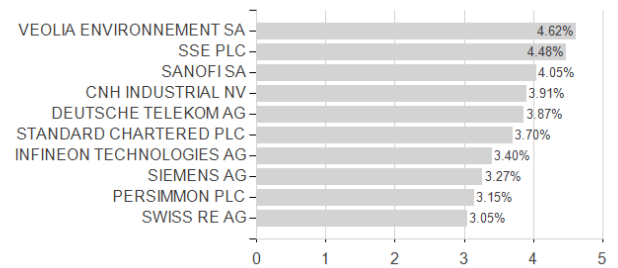
Templeton European Sustainability Improvers Fund (the "Fund") is classified as Article 8 under EU Sustainable Finance Disclosure Regulation and aims to increase the value of its investments over the medium to long term.

### Assessment Structure

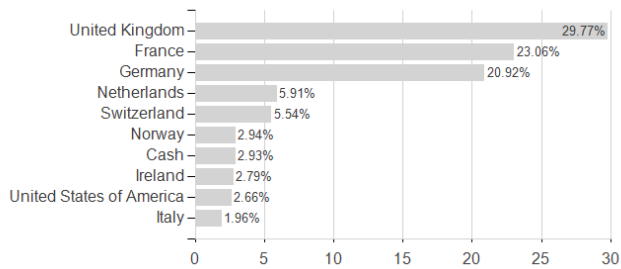
#### Assets



#### Largest positions



#### Countries



#### Branches

