

T.Rowe P.F.S.E.M.Corp.B.F.Ax(USD) / LU1670770483 / A2DWVL / T.Rowe Price M. (LU)

|                              |                  |                 |                 |                   |
|------------------------------|------------------|-----------------|-----------------|-------------------|
| Last 10/31/2024 <sup>1</sup> | Region           | Branch          | Type of yield   | Type              |
| 7.53 USD                     | Emerging Markets | Corporate Bonds | paying dividend | Fixed-Income Fund |



Risk key figures

|   |                  |   |   |   |   |   |    |
|---|------------------|---|---|---|---|---|----|
| SRI                                     | 1                | 2 | 3 | 4 | 5 | 6 | 7  |
| Mountain-View Funds Rating <sup>2</sup> | EDA <sup>3</sup> |   |   |   |   |   | 76 |

Yearly Performance

|      |         |
|------|---------|
| 2023 | +6.92%  |
| 2022 | -12.52% |
| 2021 | -2.63%  |
| 2020 | +5.86%  |
| 2019 | +12.85% |

| Master data         |                               | Conditions             |          | Other figures                              |              |
|---------------------|-------------------------------|------------------------|----------|--|--------------|
| Fund type           | Single fund                   | Issue surcharge        | 5.00%    | Minimum investment                         | USD 1,000.00 |
| Category            | Bonds                         | Planned administr. fee | 0.00%    | Savings plan                               | -            |
| Sub category        | Corporate Bonds               | Deposit fees           | 0.02%    | UCITS / OGAW                               | Yes          |
| Fund domicile       | Luxembourg                    | Redemption charge      | 0.00%    | Performance fee                            | 0.00%        |
| Tranch volume       | (10/31/2024) USD 0.026 mill.  | Ongoing charges        | -        | Redeployment fee                           | 0.00%        |
| Total volume        | (10/31/2024) USD 170.20 mill. | Dividends              |          | Investment company                         |              |
| Launch date         | 8/23/2017                     | 21.10.2024             | 0.05 USD | T.Rowe Price M. (LU)                       |              |
| KESt report funds   | Yes                           | 20.09.2024             | 0.05 USD | 100 East Pratt Street, MD 21202, Baltimore |              |
| Business year start | 01.01.                        | 20.08.2024             | 0.05 USD | United States of America                   |              |
| Sustainability type | -                             | 19.07.2024             | 0.05 USD | https://www.troweprice.com                 |              |
| Fund manager        | Samy Muaddi, Siby Thomas      | 21.06.2024             | 0.05 USD |  |              |

| Performance      | 1M     | 6M     | YTD    | 1Y      | 2Y      | 3Y      | 5Y      | Since start |
|------------------|--------|--------|--------|---------|---------|---------|---------|-------------|
| Performance      | -0.98% | +5.95% | +7.12% | +14.31% | +23.24% | -0.54%  | +4.57%  | +16.24%     |
| Performance p.a. | -      | -      | -      | +14.26% | +11.00% | -0.18%  | +0.90%  | +2.11%      |
| Sharpe ratio     | -6.85  | 4.33   | 2.48   | 4.34    | 2.83    | -0.95   | -0.47   | -0.24       |
| Volatility       | 2.04%  | 2.10%  | 2.25%  | 2.59%   | 2.81%   | 3.40%   | 4.59%   | 3.99%       |
| Worst month      | -      | -0.99% | -0.99% | -1.36%  | -1.92%  | -4.86%  | -15.33% | -15.33%     |
| Best month       | -      | 1.80%  | 2.90%  | 3.70%   | 5.28%   | 5.28%   | 6.09%   | 6.09%       |
| Maximum loss     | -1.11% | -1.11% | -1.26% | -1.26%  | -3.59%  | -20.44% | -22.75% | -           |

Distribution permission

Austria, Germany, Switzerland, Luxembourg, Czech Republic

1 Important note on update status: The displayed date refers exclusively to the calculation of the NAV.  
 2 The Mountain-View Data Fund Rating calculates a comparative ranking for funds using yield, volatility and trend data. For more information visit [MVD Funds Rating](#)  
 3 Displays the Ethical-Dynamical Ratio calculated according to standard criteria. The maximum value is 100. For more information visit [EDA](#)

**T.Rowe P.F.S.E.M.Corp.B.F.Ax(USD) / LU1670770483 / A2DWVL / T.Rowe Price M. (LU)**

**Investment strategy**

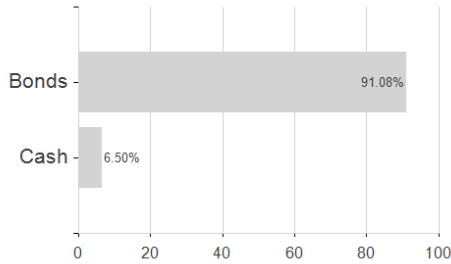
The fund is actively managed and invests mainly in a diversified portfolio of corporate bonds from emerging market issuers. Although the fund does not have sustainable investment as an objective, the promotion of environmental and social characteristics ("E & S") is achieved through the fund's commitment to maintain at least 10% of the value of its portfolio invested in Sustainable Investments.

**Investment goal**


To maximise the value of its shares through both growth in the value of, and income from, its investments.

**Assessment Structure**

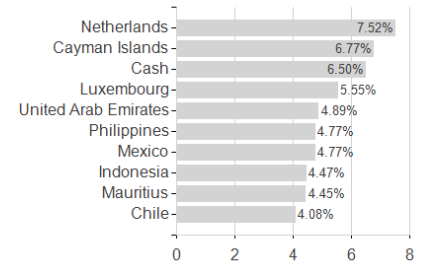
**Assets**



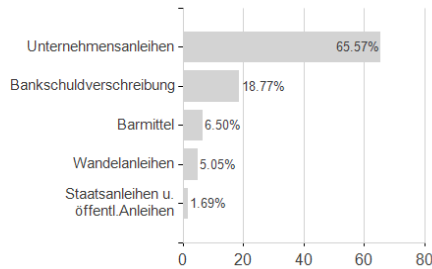
**Largest positions**



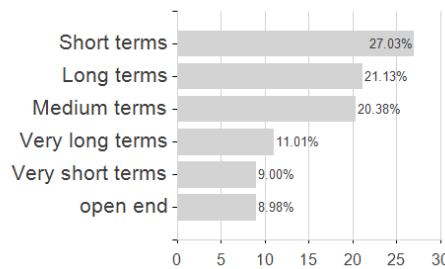
**Countries**



**Issuer**



**Duration**



**Currencies**

