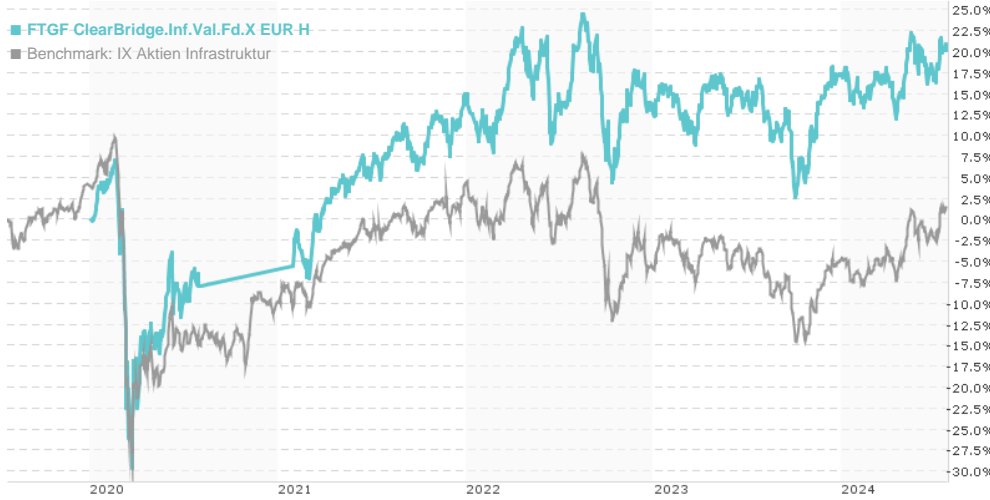


FTGF ClearBridge.Inf.Val.Fd.X EUR H / IE00BHR40S19 / A2PTTT / Franklin Templeton

Last 07/23/2024 <sup>1</sup>	Region	Branch	Type of yield	Type
12.55 EUR	Worldwide	Sector Infrastructure	reinvestment	Equity Fund



Risk key figures

SRI	1	2	3	4	5	6	7
Mountain-View Funds Rating <sup>2</sup>	EDA <sup>3</sup>						
	75						

Yearly Performance

2023	+4.08%
2022	-2.08%
2021	+21.78%

Master data		Conditions		Other figures	
Fund type	Single fund	Issue surcharge	0.00%	Minimum investment	EUR 1,000.00
Category	Equity	Planned administr. fee	0.00%	Savings plan	-
Sub category	Sector Infrastructure	Deposit fees	0.00%	UCITS / OGAW	Yes
Fund domicile	Ireland	Redemption charge	0.00%	Performance fee	0.00%
Tranch volume	(07/23/2024) EUR 0.917 mill.	Ongoing charges	-	Redeployment fee	0.00%
Total volume	(07/23/2024) EUR 766.99 mill.	Dividends		Investment company	
Launch date	12/3/2019	Franklin Templeton			
KESt report funds	No	Schottenring 16, 2.OG, 1010, Wien			
Business year start	29.02.	Austria			
Sustainability type	-	https://www.franklintempleton.at			
Fund manager	Nick Langley, Shane Hurst, Charles Hamieh, Simon Ong				

Performance	1M	6M	YTD	1Y	2Y	3Y	5Y	Since start
Performance	+1.37%	+4.93%	+2.45%	+3.55%	+3.38%	+12.05%	-	+20.21%
Performance p.a.	-	-	-	+3.55%	+1.68%	+3.86%	-	+4.12%
Sharpe ratio	1.36	0.61	0.07	-0.01	-0.17	0.01	-	0.02
Volatility	11.02%	10.50%	10.44%	11.09%	12.12%	12.28%	0.00%	17.49%
Worst month	-	-3.49%	-3.49%	-4.38%	-9.32%	-9.32%	-14.37%	-14.37%
Best month	-	5.43%	5.43%	6.48%	6.86%	7.12%	8.52%	8.52%
Maximum loss	-1.78%	-5.19%	-5.19%	-12.05%	-17.46%	-17.46%	0.00%	-

Distribution permission

Austria, Germany, Switzerland

<sup>1</sup> Important note on update status: The displayed date refers exclusively to the calculation of the NAV.

<sup>2</sup> The Mountain-View Data Fund Rating calculates a comparative ranking for funds using yield, volatility and trend data. For more information visit [MVD Funds Rating](#)

<sup>3</sup> Displays the Ethical-Dynamical Ratio calculated according to standard criteria. The maximum value is 100. For more information visit [EDA](#)

**FTGF ClearBridge.Inf.Val.Fd.X EUR H / IE00BHR40S19 / A2PTTT / Franklin Templeton**

**Investment strategy**

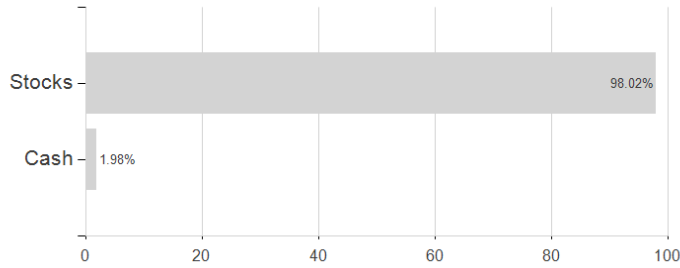
The fund will invest at least 80% of its net asset value in infrastructure companies via equity and equity-related securities listed or traded on regulated markets in the United States, United Kingdom, Japan, Germany, France, Italy and Canada, and equity and equity-related securities listed or traded on regulated markets of other developed countries and emerging market countries, including India ("OECD G7"). The fund invests in a number of infrastructure sectors such as utilities, transport, community and social infrastructure and communications.

**Investment goal**

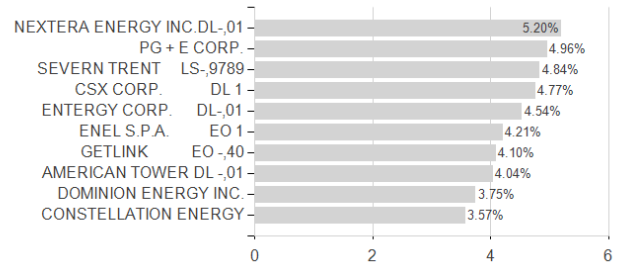
The fund's investment objective is to achieve long-term stable growth comprised of regular and consistent income from dividends and interest, plus capital growth, from a portfolio of global infrastructure securities.

**Assessment Structure**

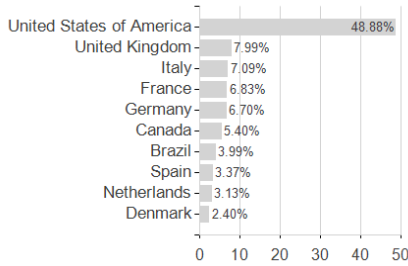
**Assets**



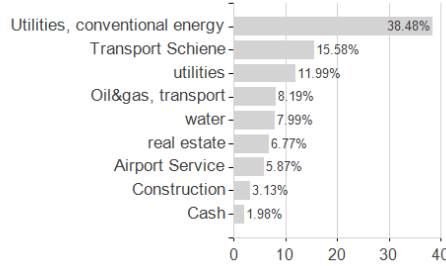
**Largest positions**



**Countries**



**Branches**



**Currencies**

