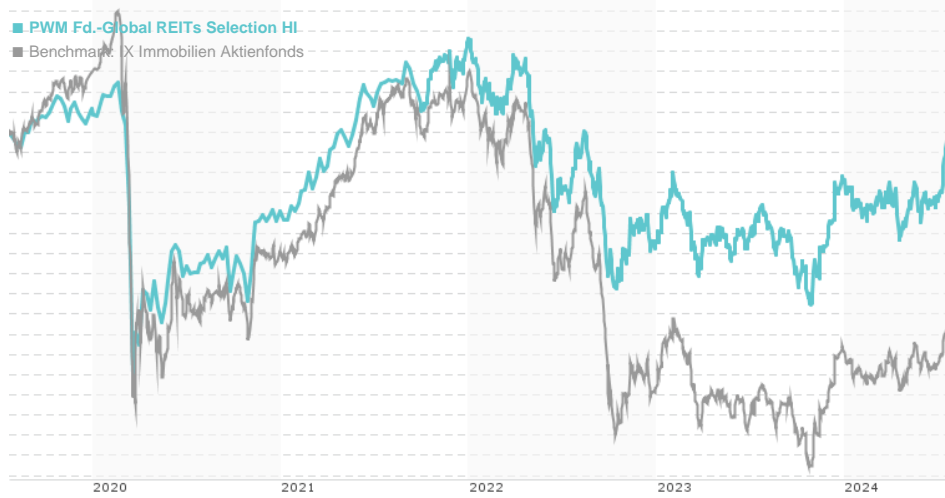


PWM Fd.-Global REITs Selection HI / LU1865303736 / A2PK6Y / FundPartner Sol.(EU)

|                              |           |                         |               |                             |
|------------------------------|-----------|-------------------------|---------------|-----------------------------|
| Last 07/19/2024 <sup>1</sup> | Region    | Branch                  | Type of yield | Type                        |
| 105.52 EUR                   | Worldwide | Real Estate Fund/Equity | reinvestment  | Real Estate Investment Fund |



Risk key figures

|     |   |   |   |   |   |   |   |
|-----|---|---|---|---|---|---|---|
| SRI | 1 | 2 | 3 | 4 | 5 | 6 | 7 |
|-----|---|---|---|---|---|---|---|

|   |                  |
|---|------------------|
| Mountain-View Funds Rating <sup>2</sup> | EDA <sup>3</sup> |
| ▲▲▲▲▲                                   | -                |

Yearly Performance

|      |         |
|------|---------|
| 2023 | +6.62%  |
| 2022 | -18.42% |
| 2021 | +18.49% |
| 2020 | -9.91%  |

| Master data         |                               | Conditions             |       | Other figures                               |       |
|---------------------|-------------------------------|------------------------|-------|---|-------|
| Fund type           | Single fund                   | Issue surcharge        | 5.00% | Minimum investment                          | UNT 0 |
| Category            | Real Estate                   | Planned administr. fee | 0.00% | Savings plan                                | -     |
| Sub category        | Real Estate Fund/Equity       | Deposit fees           | 0.00% | UCITS / OGAW                                | Yes   |
| Fund domicile       | Luxembourg                    | Redemption charge      | 5.00% | Performance fee                             | 0.00% |
| Tranch volume       | (07/19/2024) USD 106.18 mill. | Ongoing charges        | -     | Redeployment fee                            | 0.00% |
| Total volume        | (07/19/2024) USD 298.10 mill. | Dividends              |       | Investment company                          |       |
| Launch date         | 10/31/2018                    |                        |       | FundPartner Sol.(EU)                        |       |
| KESt report funds   | Yes                           |                        |       | 15A, avenue J. F. Kennedy, 1855, Luxembourg |       |
| Business year start | 01.01.                        |                        |       | Luxembourg                                  |       |
| Sustainability type | -                             |                        |       | www.group.pictet/de                         |       |
| Fund manager        | Pictet Asset Management S.A.  |                        |       |   |       |

| Performance      | 1M     | 6M     | YTD    | 1Y      | 2Y      | 3Y      | 5Y      | Since start |
|------------------|--------|--------|--------|---------|---------|---------|---------|-------------|
| Performance      | +5.31% | +5.48% | +3.23% | +6.47%  | +2.88%  | -6.54%  | -1.81%  | -1.47%      |
| Performance p.a. | -      | -      | -      | +6.45%  | +1.43%  | -2.23%  | -0.37%  | -0.29%      |
| Sharpe ratio     | 9.10   | 0.72   | 0.22   | 0.25    | -0.20   | -0.53   | -0.28   | -0.28       |
| Volatility       | 9.22%  | 10.50% | 10.47% | 11.04%  | 11.44%  | 11.10%  | 14.44%  | 14.38%      |
| Worst month      | -      | -4.46% | -4.46% | -4.46%  | -8.33%  | -8.33%  | -21.39% | -21.39%     |
| Best month       | -      | 4.70%  | 6.08%  | 6.66%   | 6.66%   | 6.66%   | 10.17%  | 10.17%      |
| Maximum loss     | -1.06% | -5.94% | -6.19% | -10.65% | -17.10% | -24.02% | -27.60% | -           |

Distribution permission

Germany, Switzerland

<sup>1</sup> Important note on update status: The displayed date refers exclusively to the calculation of the NAV.

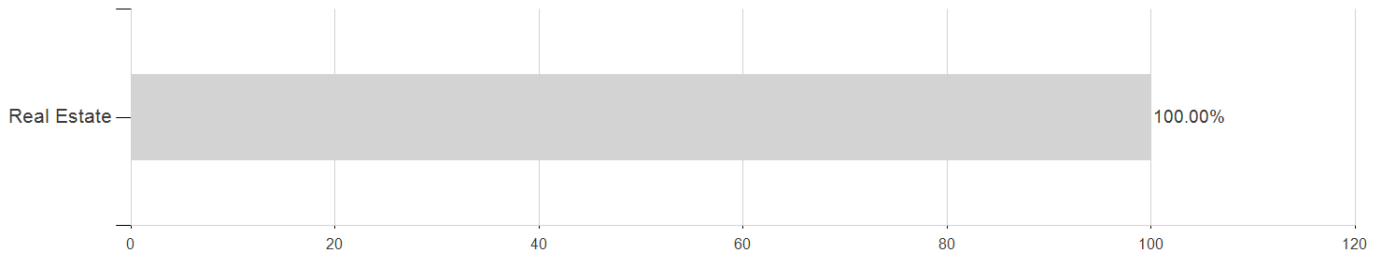
<sup>2</sup> The Mountain-View Data Fund Rating calculates a comparative ranking for funds using yield, volatility and trend data. For more information visit [MVD Funds Rating](#)

<sup>3</sup> Displays the Ethical-Dynamical Ratio calculated according to standard criteria. The maximum value is 100. For more information visit [EDA](#)

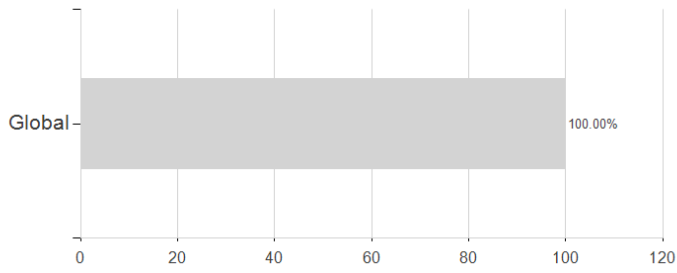
PWM Fd.-Global REITs Selection HI / LU1865303736 / A2PK6Y / FundPartner Sol.(EU)

Assessment Structure

Assets



Countries



Branches

