

LO Fds.Eur.High Conv.MA EUR / LU0866420937 / A1J97U / Lombard Odier F.(EU)

Last 10/02/2024 ¹	Region	Branch	Type of yield	Type
17.00 EUR	Europe	Mixed Sectors	reinvestment	Equity Fund



Risk key figures

SRI 1 2 3 4 5 6 7

Mountain-View Funds Rating² EDA³



Yearly Performance

2023	+11.28%
2022	-20.54%
2021	+19.40%
2020	+3.97%

Master data		Conditions		Other figures	
-------------	--	------------	--	---------------	--

Fund type	Single fund	Issue surcharge	5.00%	Minimum investment	EUR 3,000.00
Category	Equity	Planned administr. fee	0.00%	Savings plan	-
Sub category	Mixed Sectors	Deposit fees	0.00%	UCITS / OGAW	Yes
Fund domicile	Luxembourg	Redemption charge	0.00%	Performance fee	15.00%
Tranch volume	(10/02/2024) EUR 53.64 mill.	Ongoing charges	-	Redeployment fee	0.00%
Total volume	(10/02/2024) EUR 189.74 mill.	Dividends		Investment company	
Launch date	2/7/2013	Lombard Odier F.(EU)			
KESt report funds	Yes	291, route d'Arlon, L-1150, Luxembourg			
Business year start	01.10.	Luxembourg			
Sustainability type	-	https://www.lombardodier.com			
Fund manager	Cyril Marquaire, Peter Dionisio				

Performance	1M	6M	YTD	1Y	2Y	3Y	5Y	Since start
Performance	-1.34%	-2.28%	-0.46%	+6.32%	+17.00%	-7.77%	-	+9.28%
Performance p.a.	-	-	-	+6.30%	+8.17%	-2.66%	-	+1.91%
Sharpe ratio	-1.40	-0.69	-0.37	0.28	0.39	-0.39	-	-0.08
Volatility	13.11%	11.26%	10.53%	10.79%	12.54%	15.10%	0.00%	16.57%
Worst month	-	-3.19%	-3.19%	-6.19%	-6.19%	-8.10%	-11.93%	-11.93%
Best month	-	1.74%	4.88%	7.82%	7.82%	8.84%	11.06%	11.06%
Maximum loss	-3.27%	-8.27%	-8.28%	-8.28%	-15.50%	-27.21%	0.00%	-

Distribution permission

Austria, Germany, Switzerland, Luxembourg

1 Important note on update status: The displayed date refers exclusively to the calculation of the NAV.
 2 The Mountain-View Data Fund Rating calculates a comparative ranking for funds using yield, volatility and trend data. For more information visit [MVD Funds Rating](#)
 3 Displays the Ethical-Dynamical Ratio calculated according to standard criteria. The maximum value is 100. For more information visit [EDA](#)

LO Fds.Eur.High Conv.MA EUR / LU0866420937 / A1J97U / Lombard Odier F.(EU)

Investment strategy

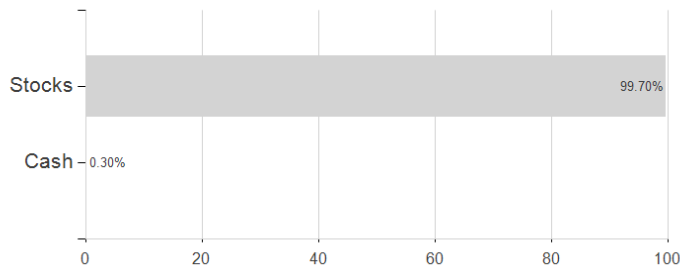
Securities targeted by the Sub-Fund can be similar to those of the index to an extent that varies overtime but their weighting is expected to materially differ. The performance of the Sub-Fund may deviate materially from that of the index. The Sub-Fund aims to generate capital growth over the long term. It invests mainly in stocks issued by companies that have their head office in the European Economic Area or Switzerland or that conduct a large part of their business in these countries. In selecting the individual stocks, the Investment Manager is guided by its own financial analysis of companies. At times, it will exclude sectors considered unattractive or difficult to analyse thoroughly. The Investment Manager is authorized to use financial derivative instruments for hedging purposes or for EPM but not as part of the investment strategy.

Investment goal

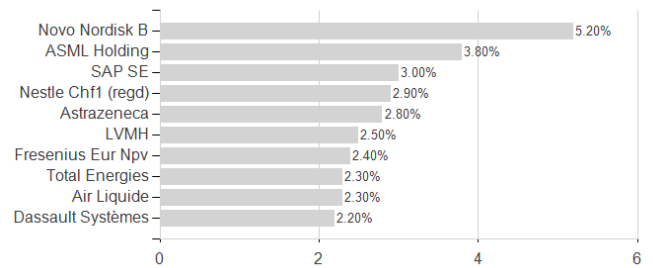
The Sub-Fund is actively managed. The MSCI Europe TR ND index is used for performance comparison, for internal risk monitoring purposes as well as for performance fee calculation, without implying any particular constraints to the Sub-Fund's investments.

Assessment Structure

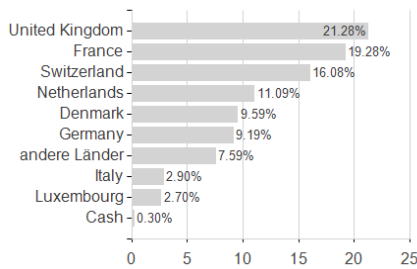
Assets



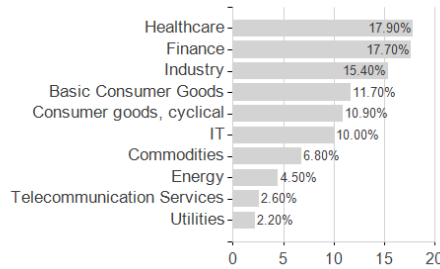
Largest positions



Countries



Branches



Currencies

