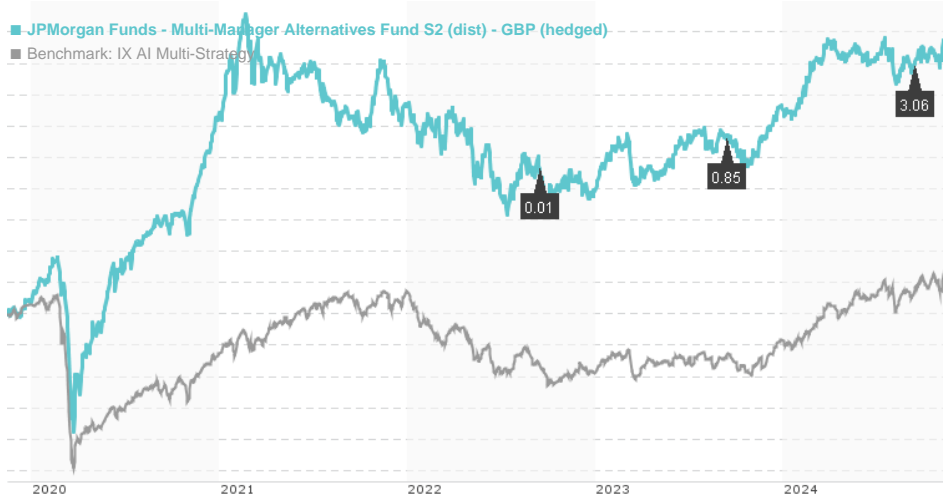


**JPMorgan Funds - Multi-Manager Alternatives Fund S2 (dist) - GBP (hedged) / LU2053047895 / A2PRWY / JPMorgan**

Last 11/13/2024 <sup>1</sup>	Region	Branch	Type of yield	Type
112.73 GBP	Worldwide	AI Hedgefonds Multi Strategies	paying dividend	Alternative Investm.



**Risk key figures**

SRI	1	2	3	4	5	6	7
Mountain-View Funds Rating <sup>2</sup>	EDA <sup>3</sup>						
	-						

**Yearly Performance**

2023	+4.96%
2022	-4.75%
2021	+0.46%
2020	+11.86%

Master data		Conditions		Other figures	
Fund type	Single fund	Issue surcharge	0.00%	Minimum investment	USD 10,000,000.00
Category	Alternative Investments	Planned administr. fee	0.00%	Savings plan	-
Sub category	AI Hedgefonds Multi Strategies	Deposit fees	0.00%	UCITS / OGAW	Yes
Fund domicile	Luxembourg	Redemption charge	0.00%	Performance fee	0.00%
Tranch volume	(11/13/2024) USD 5.71 mill.	Ongoing charges	-	Redeployment fee	0.00%
Total volume	(11/13/2024) USD 692.63 mill.	Dividends		Investment company	
Launch date	9/23/2019	11.09.2024	3.06 GBP	JPMorgan AM (EU)	
KESt report funds	No	13.09.2023	0.85 GBP	PO Box 275, 2012, Luxembourg	
Business year start	01.07.	14.09.2022	0.01 GBP	Luxembourg	
Sustainability type	-	09.09.2021	0.10 GBP	https://www.jpmorganassetmanagement.de	
Fund manager	Paul A Zummo, Randy P Wachtel, Christopher J Marshall	10.09.2020	0.09 GBP		

Performance	1M	6M	YTD	1Y	2Y	3Y	5Y	Since start
Performance	+0.26%	+0.55%	+3.65%	+6.58%	+7.68%	+1.03%	+17.52%	+16.94%
Performance p.a.	-	-	-	+6.56%	+3.77%	+0.34%	+3.28%	+3.09%
Sharpe ratio	0.04	-0.47	0.31	0.92	0.20	-0.60	0.05	0.01
Volatility	4.25%	4.13%	3.88%	3.84%	3.78%	4.52%	5.04%	4.99%
Worst month	-	-1.06%	-1.23%	-1.23%	-1.23%	-2.16%	-5.00%	-5.00%
Best month	-	1.38%	2.18%	2.18%	2.26%	2.26%	4.10%	4.10%
Maximum loss	-1.10%	-2.56%	-2.56%	-2.56%	-2.91%	-8.52%	-10.81%	-

**Distribution permission**

Austria, Germany, Switzerland, Czech Republic

<sup>1</sup> Important note on update status: The displayed date refers exclusively to the calculation of the NAV.

<sup>2</sup> The Mountain-View Data Fund Rating calculates a comparative ranking for funds using yield, volatility and trend data. For more information visit [MVD Funds Rating](#)

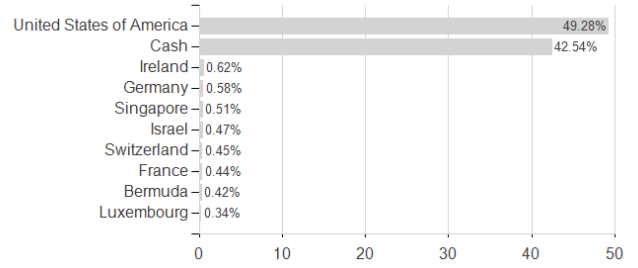
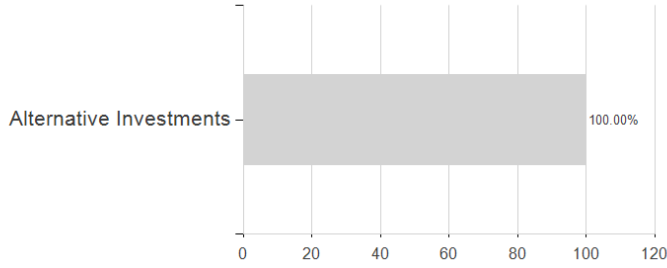
<sup>3</sup> Displays the Ethical-Dynamical Ratio calculated according to standard criteria. The maximum value is 100. For more information visit [EDA](#)

**JPMorgan Funds - Multi-Manager Alternatives Fund S2 (dist) - GBP (hedged) / LU2053047895 / A2PRWY / JPMorgan**

Assessment Structure

Assets

Countries



Largest positions

Currencies

Branches

