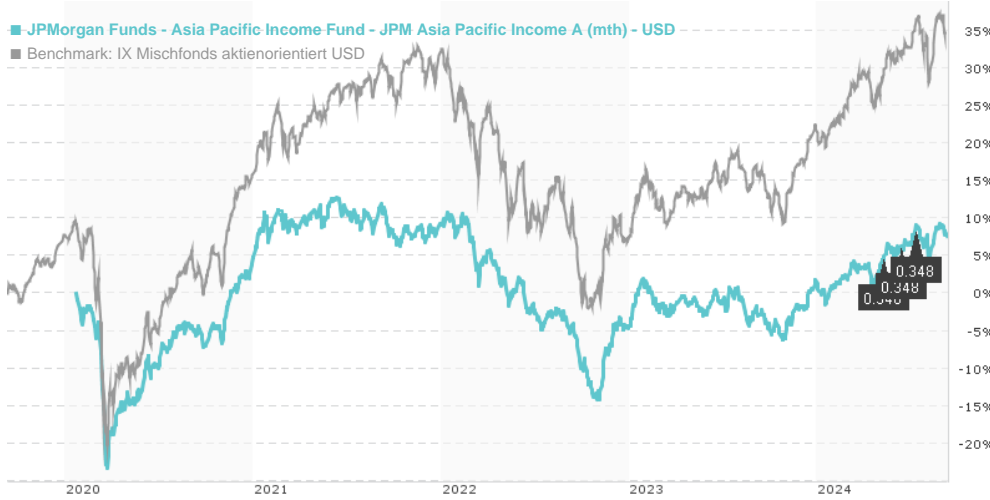


JPMorgan Funds - Asia Pacific Income Fund - JPM Asia Pacific Income A (mth) - USD / LU0784639295 / A1JZ0V /

Last 09/09/2024 <sup>1</sup>	Region	Branch	Type of yield	Type
102.22 USD	Asia/Pacific	Mixed Fund/Focus Equity	paying dividend	Mixed Fund



Risk key figures

SRI	1	2	3	4	5	6	7	
Mountain-View Funds Rating <sup>2</sup>							EDA <sup>3</sup>	76

Yearly Performance

2023	+6.38%
2022	-12.49%
2021	+4.28%
2020	+4.91%

Master data		Conditions		Other figures	
Fund type	Single fund	Issue surcharge	5.00%	Minimum investment	USD 35,000.00
Category	Mixed Fund	Planned administr. fee	0.00%	Savings plan	-
Sub category	Mixed Fund/Focus Equity	Deposit fees	0.00%	UCITS / OGAW	Yes
Fund domicile	Luxembourg	Redemption charge	0.50%	Performance fee	0.00%
Tranch volume	(09/09/2024) USD 445.46 mill.	Ongoing charges	-	Redeployment fee	0.00%
Total volume	(09/09/2024) USD 1,331.86 mill.	<b>Dividends</b>		<b>Investment company</b>	
Launch date	5/25/2012	09.07.2024	0.35 USD	JPMorgan AM (EU)	
KEST report funds	No	12.06.2024	0.35 USD	PO Box 275, 2012, Luxembourg	
Business year start	01.07.	08.05.2024	0.35 USD	Luxembourg	
Sustainability type	-	09.04.2024	0.34 USD	https://www.jpmorganassetmanagement.de	
Fund manager	Julie Ho, Ruben Lienhard, Julio Callegari, Selina Yu	08.03.2024	0.34 USD		

Performance	1M	6M	YTD	1Y	2Y	3Y	5Y	Since start
Performance	+1.60%	+3.74%	+5.79%	+10.81%	+12.48%	-2.75%	-	+7.75%
Performance p.a.	-	-	-	+10.84%	+6.05%	-0.93%	-	+1.62%
Sharpe ratio	2.59	0.53	0.68	1.00	0.32	-0.54	-	-0.19
Volatility	6.59%	7.90%	7.41%	7.40%	8.04%	8.12%	0.00%	9.67%
Worst month	-	-1.31%	-1.31%	-2.00%	-7.01%	-7.01%	-12.74%	-12.74%
Best month	-	2.39%	3.43%	4.58%	10.16%	10.16%	10.16%	10.16%
Maximum loss	-1.44%	-4.39%	-4.39%	-4.39%	-10.54%	-22.91%	0.00%	-

Distribution permission

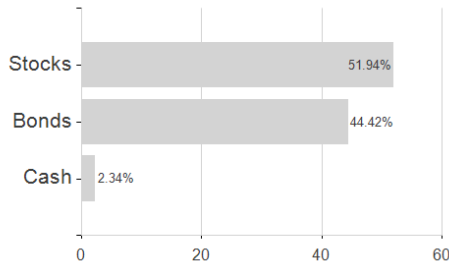
Austria, Germany, Switzerland, Czech Republic

<sup>1</sup> Important note on update status: The displayed date refers exclusively to the calculation of the NAV.  
<sup>2</sup> The Mountain-View Data Fund Rating calculates a comparative ranking for funds using yield, volatility and trend data. For more information visit [MVD Funds Rating](#)  
<sup>3</sup> Displays the Ethical-Dynamical Ratio calculated according to standard criteria. The maximum value is 100. For more information visit [EDA](#)

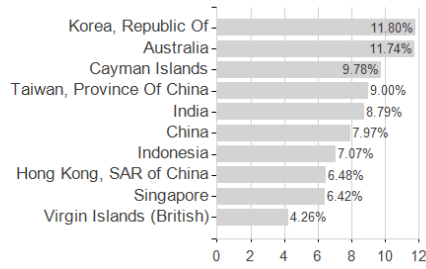
**JPMorgan Funds - Asia Pacific Income Fund - JPM Asia Pacific Income A (mth) - USD / LU0784639295 / A1JZ0V /**

**Assessment Structure**

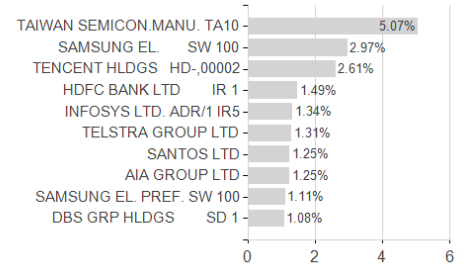
**Assets**



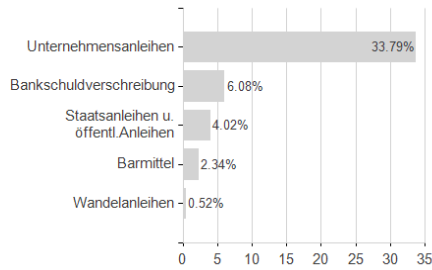
**Countries**



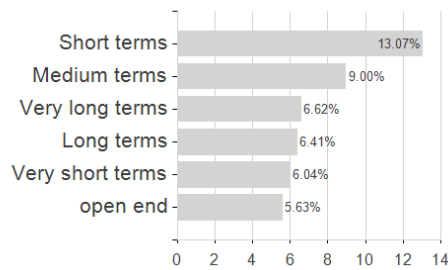
**Largest positions**



**Issuer**



**Duration**



**Currencies**

