

JSS Sustainable M.Asset-Gl.Opp.P CHF h / LU1111702079 / A14PAM / J.S.Sarasin Fd.M. LU

Last 07/23/2024 ¹	Region	Branch	Type of yield	Type
219.46 CHF	Worldwide	Mixed fund/flexible	reinvestment	Mixed Fund



Risk key figures

SRI	1	2	3	4	5	6	7
Mountain-View Funds Rating ²	EDA ³						
	76						

Yearly Performance

2023	-0.50%
2022	-14.49%
2021	+10.36%
2020	+2.92%

Master data		Conditions		Other figures	
Fund type	Single fund	Issue surcharge	3.00%	Minimum investment	UNT 0
Category	Mixed Fund	Planned administr. fee	0.00%	Savings plan	-
Sub category	Mixed fund/flexible	Deposit fees	0.10%	UCITS / OGAW	Yes
Fund domicile	Luxembourg	Redemption charge	0.00%	Performance fee	0.00%
Tranch volume	(07/23/2024) EUR 1.38 mill.	Ongoing charges	-	Redeployment fee	0.00%
Total volume	(06/28/2024) EUR 316.79 mill.	Dividends		Investment company	
Launch date	2/6/2015	J.S.Sarasin Fd.M. LU			
KESt report funds	Yes	17-21, Boulevard Joseph II, 1840, Luxembourg			
Business year start	01.07.	Luxembourg			
Sustainability type	Ethics/ecology	http://www.jsafrasarasin.lu/internet/lu/			
Fund manager	Dennis Bützer				

Performance	1M	6M	YTD	1Y	2Y	3Y	5Y	Since start
Performance	+0.79%	+4.84%	+6.00%	+6.86%	+0.67%	-9.74%	-	+2.43%
Performance p.a.	-	-	-	+6.86%	+0.34%	-3.35%	-	+0.53%
Sharpe ratio	1.30	1.23	1.50	0.66	-0.72	-1.24	-	-0.38
Volatility	5.11%	5.07%	4.93%	4.81%	4.70%	5.69%	0.00%	8.35%
Worst month	-	-2.01%	-2.01%	-2.69%	-4.75%	-4.75%	-10.84%	-10.84%
Best month	-	3.39%	3.39%	3.39%	3.39%	3.39%	7.88%	7.88%
Maximum loss	-1.58%	-3.22%	-3.22%	-4.07%	-11.09%	-20.15%	0.00%	-

Distribution permission

Austria, Germany, Switzerland

1 Important note on update status: The displayed date refers exclusively to the calculation of the NAV.
 2 The Mountain-View Data Fund Rating calculates a comparative ranking for funds using yield, volatility and trend data. For more information visit [MVD Funds Rating](#)
 3 Displays the Ethical-Dynamical Ratio calculated according to standard criteria. The maximum value is 100. For more information visit [EDA](#)

JSS Sustainable M.Asset-Gl.Opp.P CHF h / LU1111702079 / A14PAM / J.S.Sarasin Fd.M. LU

Investment strategy

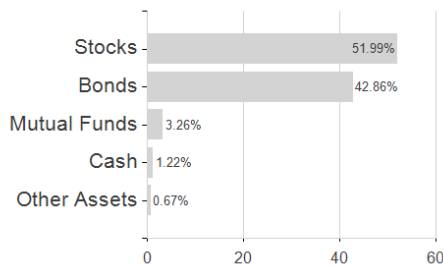
At any given time the SubFund may emphasize either fixed income and money market instruments or equity securities. The Fund is actively managed without replicating any benchmark. The Fund is managed without reference to any benchmark. The assets of the Fund are invested worldwide mainly in equities (at least 25% of the Sub-Fund's asset are invested directly in equity), fixed income securities and money market instruments. The Sub-Fund employs a flexible asset allocation approach whereby up to 90% of the Sub-Funds' assets may be invested in either of the asset classes (equities, fixed income securities and money market instruments) at a given time. Direct investments in equity securities are at least 25% of the Sub-Fund's asset, but exposure towards equity securities can be reduced to minimal 10% of the Sub-Fund's asset using the investment techniques and instruments described in section 3.4 of the prospectus.

Investment goal

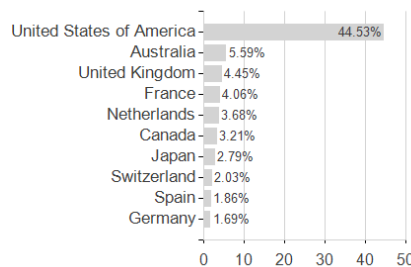
JSS Sustainable Multi Asset - Global Opportunities (the "Fund") promotes environmental and social characteristics according to SFDR Art. 8, but does not have a sustainable investment objective according to SFDR Art. 9. The Fund integrates environmental, social and governance aspects (ESG) along the investment process with the aim to reduce controversial exposures, align the portfolio with international norms, mitigate sustainability risks, harness opportunities emanating from ESG trends as well as to get a better-informed perspective of portfolio holdings.

Assessment Structure

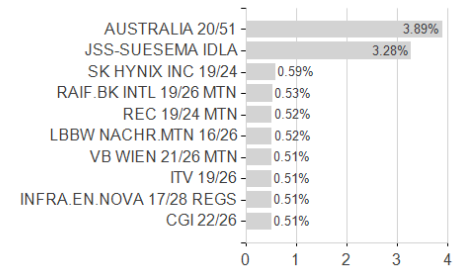
Assets



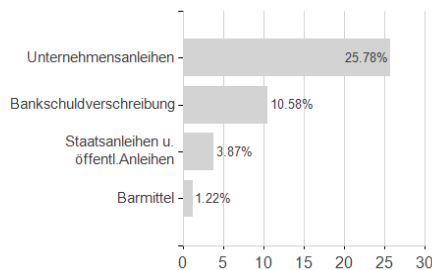
Countries



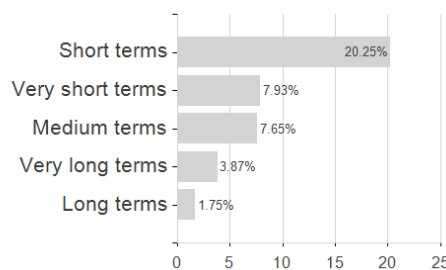
Largest positions



Issuer



Duration



Currencies

