

F.Diversified Cons.A-H1 USD H / LU1685367390 / A2DXR2 / Franklin Templeton

Last 09/06/2024 <sup>1</sup>	Region	Branch	Type of yield	Type
9.03 USD	Worldwide	Multi-asset	paying dividend	Mixed Fund



Risk key figures

SRI	1	2	3	4	5	6	7
Mountain-View Funds Rating <sup>2</sup>	EDA <sup>3</sup>						85

Yearly Performance

2023	+8.72%
2022	-13.49%
2021	+2.76%
2020	+3.93%
2019	+7.48%

Master data		Conditions		Other figures	
Fund type	Fund of funds	Issue surcharge	5.00%	Minimum investment	USD 1,000.00
Category	Mixed Fund	Planned administr. fee	0.00%	Savings plan	-
Sub category	Multi-asset	Deposit fees	0.14%	UCITS / OGAW	Yes
Fund domicile	Luxembourg	Redemption charge	0.00%	Performance fee	0.00%
Tranch volume	-	Ongoing charges	-	Redeployment fee	0.00%
Total volume	(08/30/2024) USD 79.14 mill.	Dividends		Investment company	
Launch date	9/27/2017	08.07.2024	0.06 USD	Franklin Templeton	
KESt report funds	Yes	08.04.2024	0.06 USD	Schottenring 16, 2.OG, 1010, Wien	
Business year start	01.07.	09.01.2024	0.06 USD	Austria	
Sustainability type	-	09.10.2023	0.05 USD	https://www.franklintempleton.at	
Fund manager	Matthias Hoppe, Dominik Hoffmann, Stephanie Chan	10.07.2023	0.05 USD		

Performance	1M	6M	YTD	1Y	2Y	3Y	5Y	Since start
Performance	+0.67%	+2.97%	+2.12%	+8.30%	+7.56%	-3.68%	+2.36%	+5.95%
Performance p.a.	-	-	-	+8.27%	+3.71%	-1.24%	+0.47%	+0.83%
Sharpe ratio	1.35	0.61	-0.08	1.10	0.05	-0.97	-0.63	-0.61
Volatility	3.70%	4.07%	4.08%	4.38%	4.62%	4.86%	4.78%	4.32%
Worst month	-	-1.95%	-1.95%	-1.95%	-3.74%	-4.04%	-4.04%	-4.04%
Best month	-	1.87%	4.28%	4.28%	4.28%	4.52%	4.52%	4.52%
Maximum loss	-0.44%	-2.06%	-2.06%	-2.52%	-4.59%	-15.10%	-15.10%	-

Distribution permission

Austria, Germany, Switzerland, Czech Republic

1 Important note on update status: The displayed date refers exclusively to the calculation of the NAV.

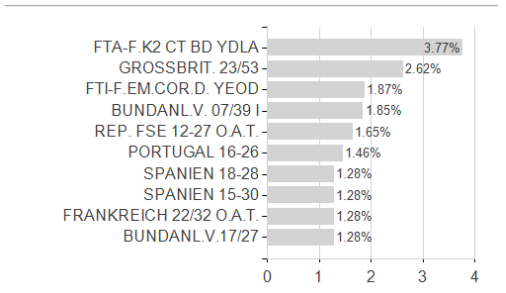
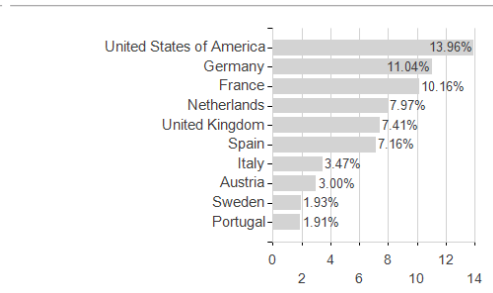
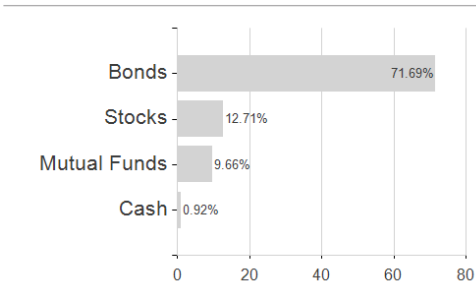
2 The Mountain-View Data Fund Rating calculates a comparative ranking for funds using yield, volatility and trend data. For more information visit [MVD Funds Rating](#)

3 Displays the Ethical-Dynamical Ratio calculated according to standard criteria. The maximum value is 100. For more information visit [EDA](#)

**F.Diversified Cons.A-H1 USD H / LU1685367390 / A2DXR2 / Franklin Templeton**

**Assessment Structure**

**Assets Countries Largest positions**



**Issuer**

**Duration**

**Currencies**

