

Temp.Asian Bond Fd.A-H1 SGD H / LU0563142537 / A1116Y / Franklin Templeton

| | | | | |
|------------------------------|--------|----------------------------|-----------------|-------------------|
| Last 08/02/2024 ¹ | Region | Branch | Type of yield | Type |
| 5.20 SGD | Asia | Bonds: Focus Public Sector | paying dividend | Fixed-Income Fund |



Risk key figures

| | | | | | | | |
|---|---|---|---|---|---|---|------------------|
| SRI | 1 | 2 | 3 | 4 | 5 | 6 | 7 |
| Mountain-View Funds Rating ² | | | | | | | EDA ³ |
| | | | | | | | 64 |

Yearly Performance

| | |
|------|--------|
| 2023 | -0.45% |
| 2022 | -7.72% |
| 2021 | -3.98% |
| 2020 | -0.20% |

| Master data | | Conditions | | Other figures | |
|---------------------|--------------------------------|------------------------|----------|-----------------------------------|--------------|
| Fund type | Single fund | Issue surcharge | 5.00% | Minimum investment | USD 1,000.00 |
| Category | Bonds | Planned administr. fee | 0.00% | Savings plan | - |
| Sub category | Bonds: Focus Public Sector | Deposit fees | 0.14% | UCITS / OGAW | Yes |
| Fund domicile | Luxembourg | Redemption charge | 0.00% | Performance fee | 0.00% |
| Tranch volume | (06/28/2024) USD 0.426 mill. | Ongoing charges | - | Redeployment fee | 0.00% |
| Total volume | (06/28/2024) USD 90.16 mill. | Dividends | | Investment company | |
| Launch date | 12/8/2010 | 08.07.2024 | 0.02 SGD | Franklin Templeton | |
| KESt report funds | No | 10.06.2024 | 0.02 SGD | Schottenring 16, 2.OG, 1010, Wien | |
| Business year start | 01.07. | 08.05.2024 | 0.02 SGD | Austria | |
| Sustainability type | - | 08.04.2024 | 0.02 SGD | https://www.franklintempleton.at | |
| Fund manager | Michael Hasenstab, Vivek Ahuja | 08.03.2024 | 0.02 SGD | | |

| Performance | 1M | 6M | YTD | 1Y | 2Y | 3Y | 5Y | Since start |
|------------------|--------|--------|--------|--------|---------|---------|--------|-------------|
| Performance | +3.79% | -0.92% | -4.47% | -3.67% | -4.89% | -12.32% | - | -15.90% |
| Performance p.a. | - | - | - | -3.66% | -2.47% | -4.29% | - | -3.73% |
| Sharpe ratio | 9.26 | -0.92 | -1.82 | -1.07 | -0.80 | -1.16 | - | -1.21 |
| Volatility | 5.55% | 5.96% | 6.16% | 6.84% | 7.66% | 6.84% | 0.00% | 6.08% |
| Worst month | - | -3.82% | -3.82% | -3.82% | -6.00% | -6.00% | -6.00% | -6.00% |
| Best month | - | 2.39% | 3.52% | 5.03% | 7.91% | 7.91% | 7.91% | 7.91% |
| Maximum loss | -0.78% | -6.15% | -8.05% | -8.71% | -13.15% | -18.23% | 0.00% | - |

Distribution permission

Austria, Germany, Switzerland, Luxembourg

¹ Important note on update status: The displayed date refers exclusively to the calculation of the NAV.

² The Mountain-View Data Fund Rating calculates a comparative ranking for funds using yield, volatility and trend data. For more information visit [MVD Funds Rating](#)

³ Displays the Ethical-Dynamical Ratio calculated according to standard criteria. The maximum value is 100. For more information visit [EDA](#)

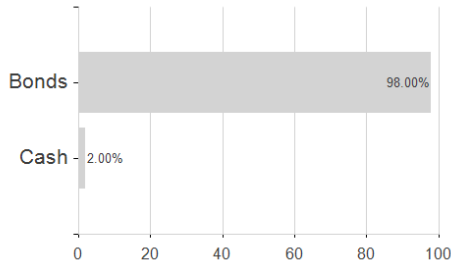
Temp.Asian Bond Fd.A-H1 SGD H / LU0563142537 / A1116Y / Franklin Templeton

Investment goal

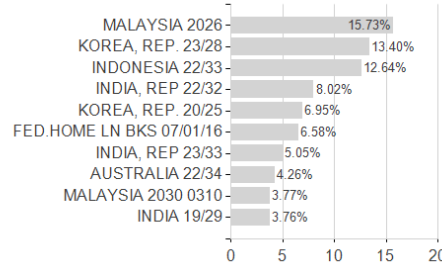
The Fund aims to maximize total investment return consisting of a combination of interest income, capital appreciation and currency gains by investing principally in a portfolio of fixed and floating rate debt securities and debt obligations of government and government-related issuers and/or corporate entities located throughout Asia.

Assessment Structure

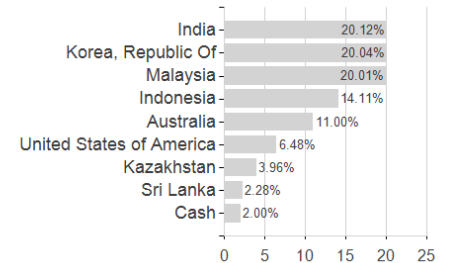
Assets



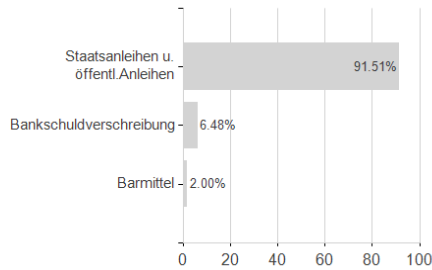
Largest positions



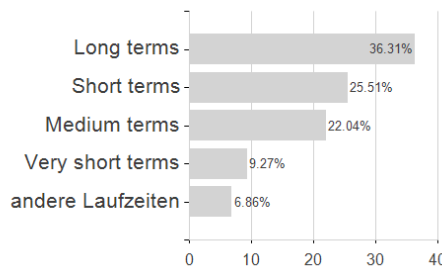
Countries



Issuer



Duration



Currencies

