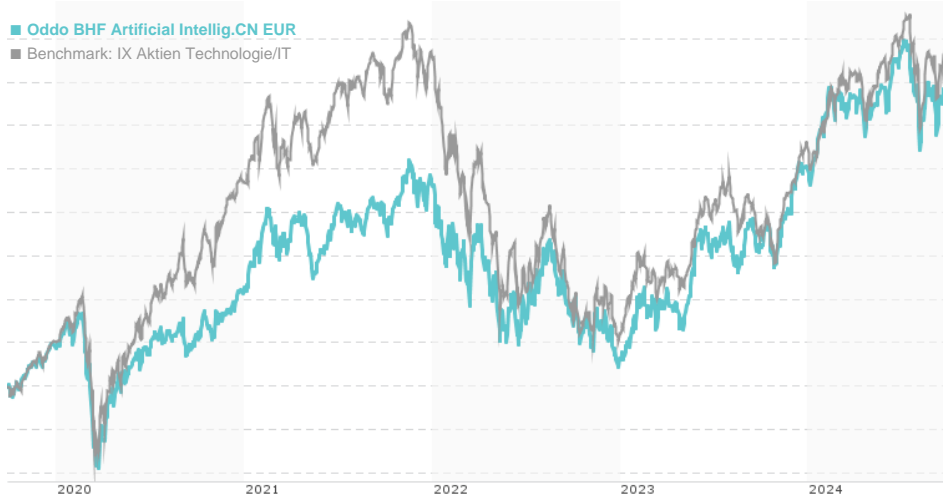


Oddo BHF Artificial Intellig.CN EUR / LU1919842424 / A2PD0C / ODDO BHF AM SAS

Last 09/25/2024 ¹	Region	Branch	Type of yield	Type
193.87 EUR	Worldwide	Sector Technology	reinvestment	Equity Fund



Risk key figures

SRI	1	2	3	4	5	6	7	
Mountain-View Funds Rating ²							EDA ³	80

Yearly Performance

2023	+41.91%
2022	-27.35%
2021	+18.86%
2020	+12.95%
2019	+25.27%

Master data		Conditions		Other figures	
Fund type	Single fund	Issue surcharge	5.00%	Minimum investment	EUR 100.00
Category	Equity	Planned administr. fee	0.00%	Savings plan	-
Sub category	Sector Technology	Deposit fees	0.05%	UCITS / OGAW	Yes
Fund domicile	Luxembourg	Redemption charge	0.00%	Performance fee	20.00%
Tranch volume	(09/25/2024) EUR 69.93 mill.	Ongoing charges	-	Redeployment fee	0.00%
Total volume	(09/25/2024) EUR 555.32 mill.	Dividends		Investment company	
Launch date	1/14/2019			ODDO BHF AM SAS	
KESt report funds	No			12 Bd de la Madeleine, 75440, Paris Cedex 09	
Business year start	01.11.			France	
Sustainability type	Ethics/ecology			www.am.oddobhf.com	
Fund manager	Brice PRUNAS, Maxence RADJABI				

Performance	1M	6M	YTD	1Y	2Y	3Y	5Y	Since start
Performance	-0.29%	+0.37%	+10.87%	+26.00%	+43.66%	+17.67%	+65.15%	+92.22%
Performance p.a.	-	-	-	+25.92%	+19.86%	+5.58%	+10.54%	+12.15%
Sharpe ratio	-0.35	-0.14	0.65	1.28	0.82	0.09	0.31	0.40
Volatility	19.63%	18.46%	18.09%	17.64%	20.03%	23.67%	22.84%	22.04%
Worst month	-	-4.26%	-4.26%	-4.26%	-9.46%	-9.46%	-11.37%	-11.37%
Best month	-	8.61%	8.61%	10.70%	16.09%	16.09%	16.09%	16.09%
Maximum loss	-6.50%	-14.08%	-14.08%	-14.08%	-14.08%	-31.30%	-31.30%	-

Distribution permission

Austria, Germany, Switzerland, Luxembourg, Czech Republic

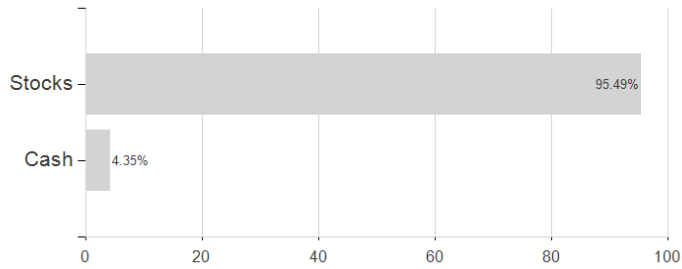
¹ Important note on update status: The displayed date refers exclusively to the calculation of the NAV.
² The Mountain-View Data Fund Rating calculates a comparative ranking for funds using yield, volatility and trend data. For more information visit [MVD Funds Rating](#)

Oddo BHF Artificial Intellig.CN EUR / LU1919842424 / A2PD0C / ODDO BHF AM SAS

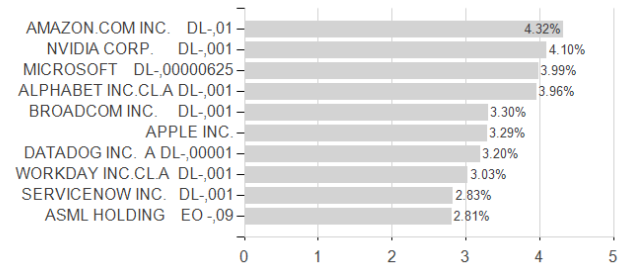
3 Displays the Ethical-Dynamical Ratio calculated according to standard criteria. The maximum value is 100. For more information visit [EDA](#)

Assessment Structure

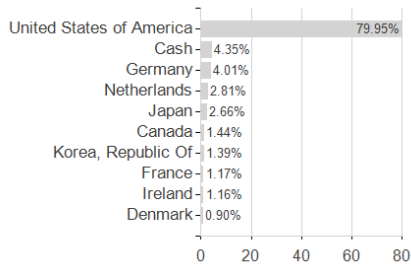
Assets



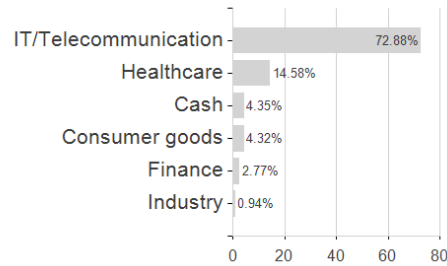
Largest positions



Countries



Branches



Currencies

