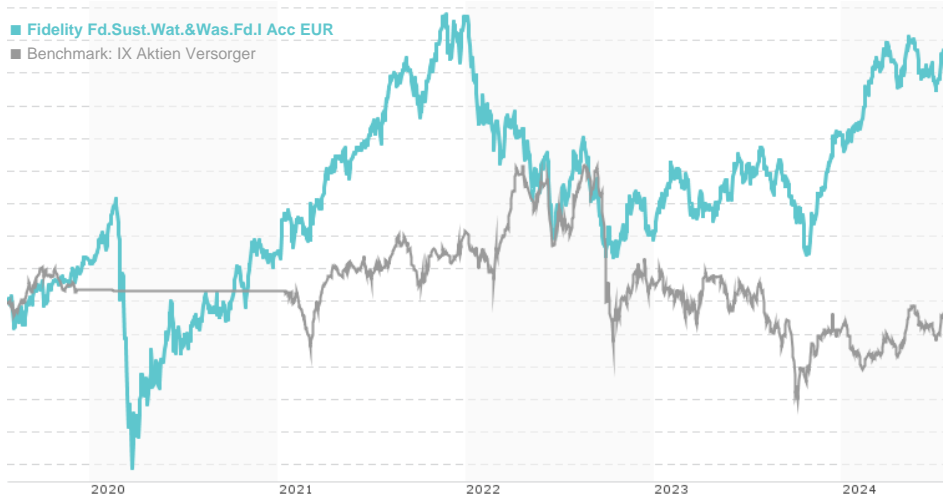


Fidelity Fd.Sust.Wat.&Was.Fd.I Acc EUR / LU1892830164 / A2N7YU / FIL IM (LU)

Last 07/23/2024 ¹	Region	Branch	Type of yield	Type
16.25 EUR	Worldwide	Sector Utility	reinvestment	Equity Fund



Risk key figures

SRI	1	2	3	4	5	6	7
Mountain-View Funds Rating ²	EDA ³						
	91						

Yearly Performance

2023	+14.61%
2022	-23.53%
2021	+32.94%
2020	+1.85%
2019	+33.93%

Master data		Conditions		Other figures	
Fund type	Single fund	Issue surcharge	0.00%	Minimum investment	USD 10,000,000.00
Category	Equity	Planned administr. fee	0.00%	Savings plan	-
Sub category	Sector Utility	Deposit fees	0.35%	UCITS / OGAW	Yes
Fund domicile	Luxembourg	Redemption charge	0.00%	Performance fee	0.00%
Tranch volume	(07/23/2024) EUR 13.36 mill.	Ongoing charges	-	Redeployment fee	0.00%
Total volume	(06/28/2024) EUR 1,171.50 mill.	Dividends		Investment company	
Launch date	11/7/2018	FIL IM (LU)			
KEST report funds	Yes	Kärntner Straße 9, Top 8, 1010, Wien			
Business year start	01.05.	Austria			
Sustainability type	Water	https://www.fidelity.at			
Fund manager	Velislava Dimitrova, Cornelia Furse				

Performance	1M	6M	YTD	1Y	2Y	3Y	5Y	Since start
Performance	+1.31%	+9.06%	+10.17%	+13.88%	+16.40%	+7.40%	+39.01%	+62.50%
Performance p.a.	-	-	-	+13.88%	+7.90%	+2.41%	+6.80%	+8.87%
Sharpe ratio	1.20	1.49	1.48	0.91	0.32	-0.09	0.18	0.31
Volatility	11.76%	10.25%	10.34%	11.28%	13.05%	14.47%	17.42%	16.76%
Worst month	-	-2.68%	-2.68%	-5.31%	-7.31%	-9.45%	-17.74%	-17.74%
Best month	-	5.69%	6.27%	8.10%	8.48%	8.48%	9.08%	9.69%
Maximum loss	-3.05%	-5.81%	-5.81%	-13.16%	-14.57%	-25.78%	-35.71%	-

Distribution permission

Austria, Germany, Switzerland

¹ Important note on update status: The displayed date refers exclusively to the calculation of the NAV.
² The Mountain-View Data Fund Rating calculates a comparative ranking for funds using yield, volatility and trend data. For more information visit [MVD Funds Rating](#)

Fidelity Fd.Sust.Wat.&Was.Fd.I Acc EUR / LU1892830164 / A2N7YU / FIL IM (LU)

Investment strategy

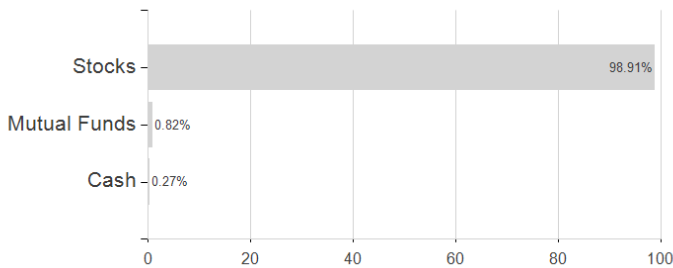
The fund invests at least 70% of its assets, in equities of companies that are involved in the design, manufacture, or sale of products and services used in connection with the water and waste management. The water management sector includes but is not limited to, those companies involved in water production, water conditioning, de-salination, supply, bottling, transport and dispatching of water. The waste management sector includes but is not limited to, those companies involved in the collection, recovery and disposal of waste, including recycling, incineration, anaerobic digestion of food waste (biological processes) and landfilling of residual waste. In actively managing the fund, the Investment Manager considers growth and valuation metrics, company financials, return on capital, cash flows and other measures, as well as company management, industry, economic conditions, and other factors. It also considers ESG characteristics when assessing investment risks and opportunities.

Investment goal

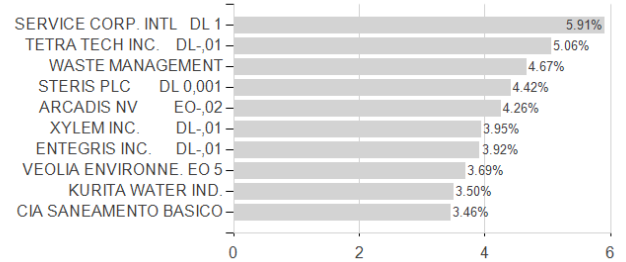
The fund aims to achieve capital growth over the long term.

Assessment Structure

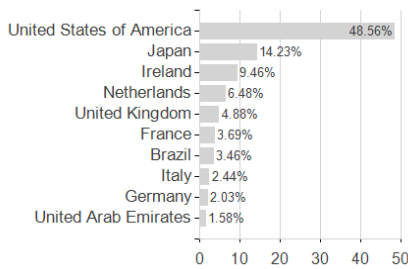
Assets



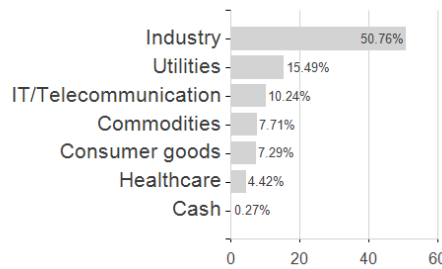
Largest positions



Countries



Branches



Currencies

