

BNPP Flexi I Commodities C.USD / LU1931956368 / A2PN8M / BNP PARIBAS AM (LU)

Last 08/22/2024 ¹	Region	Branch	Type of yield	Type
62.63 USD	Worldwide	AI Commodities	paying dividend	Alternative Investm.



Risk key figures

SRI	1	2	3	4	5	6	7
Mountain-View Funds Rating ²	EDA ³						
	-						

Yearly Performance

2023	-9.96%
2022	+17.41%
2021	+25.66%
2020	-6.04%

Master data		Conditions		Other figures	
Fund type	Single fund	Issue surcharge	3.00%	Minimum investment	UNT 0
Category	Alternative Investments	Planned administr. fee	0.00%	Savings plan	-
Sub category	AI Commodities	Deposit fees	0.00%	UCITS / OGAW	Yes
Fund domicile	Luxembourg	Redemption charge	0.00%	Performance fee	0.00%
Tranch volume	(08/22/2024) USD 5.91 mill.	Ongoing charges	-	Redeployment fee	0.00%
Total volume	(08/22/2024) USD 241.83 mill.	Dividends		Investment company	
Launch date	11/15/2019	16.04.2024	0.30 USD	BNP PARIBAS AM (LU)	
KESt report funds	Yes	17.04.2023	0.34 USD	10, rue Edward Steichen, 2540, Luxembourg	
Business year start	01.07.	19.04.2022	0.29 USD	Luxembourg	
Sustainability type	-	19.04.2021	0.24 USD	https://www.bnpparibas-am.com	
Fund manager	Panel Maxime	20.04.2020	0.18 USD		

Performance	1M	6M	YTD	1Y	2Y	3Y	5Y	Since start
Performance	-1.56%	+4.01%	+4.67%	+1.49%	-13.20%	+17.69%	-	+32.73%
Performance p.a.	-	-	-	+1.49%	-6.82%	+5.58%	-	+6.11%
Sharpe ratio	-1.69	0.40	0.35	-0.18	-0.72	0.11	-	0.15
Volatility	12.09%	11.65%	11.12%	11.27%	14.39%	18.36%	0.00%	17.45%
Worst month	-	-3.11%	-3.11%	-3.11%	-9.25%	-10.32%	-16.03%	-16.03%
Best month	-	3.64%	3.64%	3.64%	6.68%	11.00%	11.00%	11.00%
Maximum loss	-3.88%	-9.53%	-9.53%	-9.53%	-20.86%	-31.16%	0.00%	-

Distribution permission

Austria, Germany, Switzerland, Luxembourg

¹ Important note on update status: The displayed date refers exclusively to the calculation of the NAV.

² The Mountain-View Data Fund Rating calculates a comparative ranking for funds using yield, volatility and trend data. For more information visit [MVD Funds Rating](#)

³ Displays the Ethical-Dynamical Ratio calculated according to standard criteria. The maximum value is 100. For more information visit [EDA](#)

BNPP Flexi I Commodities C.USD / LU1931956368 / A2PN8M / BNP PARIBAS AM (LU)

Investment strategy

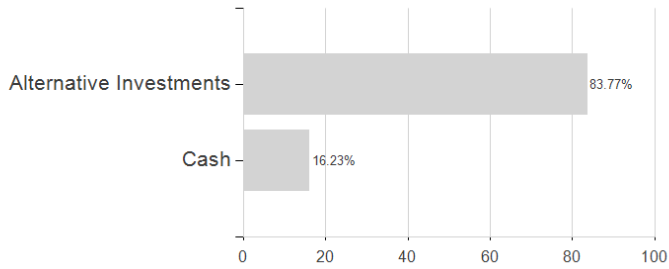
These indices represent an active allocation to single commodities using quantitative strategies. The Fund allocates its exposures between such various indices in a dynamic and model driven way. In terms of assets, the Fund will mainly invest in bonds or money market instruments and concludes a TRS to gain exposure to the above mentioned commodity indices.

Investment goal

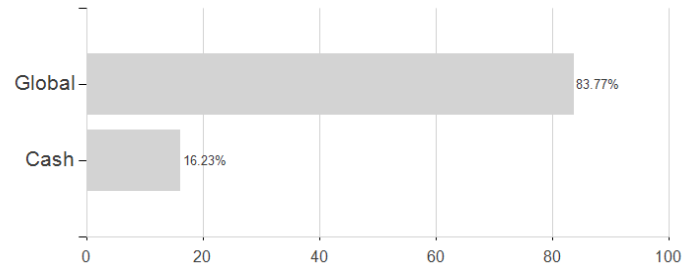
The Fund is actively managed with reference to an index and seeks to outperform its benchmark (Hedged in EUR), the Bloomberg Commodity Ex-Agriculture and Livestock Capped Total Return Index, by getting exposure to commodities indices.

Assessment Structure

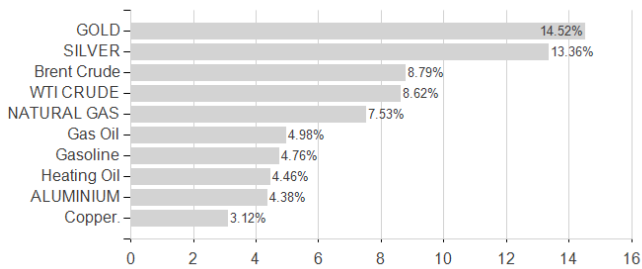
Assets



Countries



Largest positions



Branches

