

Xtrackers II ESG GI.Aggregate Bd.UE 3D H / LU0942970368 / DBX0NX / DWS Investment SA

Last 07/30/2024 ¹	Region	Branch	Type of yield	Type
68.97 GBP	Worldwide	ETF Bonds	paying dividend	Alternative Investm.



Risk key figures

SRI	1	2	3	4	5	6	7	
Mountain-View Funds Rating ²							EDA ³	74

Yearly Performance

2023	+5.92%
2022	-13.45%
2021	-1.73%
2020	+4.75%
2019	+6.36%

Master data		Conditions		Other figures	
Fund type	Single fund	Issue surcharge	0.00%	Minimum investment	UNT 1
Category	Bonds	Planned administr. fee	0.00%	Savings plan	-
Sub category	ETF Bonds	Deposit fees	0.00%	UCITS / OGAW	Yes
Fund domicile	Luxembourg	Redemption charge	0.00%	Performance fee	0.00%
Tranch volume	(07/30/2024) EUR 3.65 mill.	Ongoing charges	-	Redeployment fee	0.00%
Total volume	(06/28/2024) EUR 666.52 mill.	Dividends		Investment company	
Launch date	4/19/2016	22.05.2024	0.43 GBP	DWS Investment SA Mainzer Landstraße 11-17, 60329, Frankfurt am Main Germany https://www.dws.de	
KESt report funds	Yes	21.02.2024	0.81 GBP		
Business year start	01.01.	15.11.2023	0.44 GBP		
Sustainability type	Ethics/ecology	23.08.2023	0.37 GBP		
Fund manager	DWS Investment GmbH	24.05.2023	0.35 GBP		

Performance	1M	6M	YTD	1Y	2Y	3Y	5Y	Since start
Performance	+2.06%	+1.74%	+0.87%	+4.61%	-0.36%	-8.85%	-4.09%	+2.55%
Performance p.a.	-	-	-	+4.61%	-0.18%	-3.05%	-0.83%	+0.30%
Sharpe ratio	7.64	-0.03	-0.51	0.22	-0.74	-1.34	-1.02	-0.91
Volatility	3.35%	4.18%	4.13%	4.60%	5.18%	4.98%	4.37%	3.64%
Worst month	-	-1.95%	-1.95%	-2.01%	-3.79%	-3.79%	-3.79%	-3.79%
Best month	-	1.61%	3.32%	3.63%	3.63%	3.63%	3.63%	3.63%
Maximum loss	-0.46%	-2.55%	-2.55%	-3.74%	-9.12%	-16.91%	-17.11%	-

Distribution permission

Austria, Germany, Switzerland

1 Important note on update status: The displayed date refers exclusively to the calculation of the NAV.
 2 The Mountain-View Data Fund Rating calculates a comparative ranking for funds using yield, volatility and trend data. For more information visit [MVD Funds Rating](#)
 3 Displays the Ethical-Dynamical Ratio calculated according to standard criteria. The maximum value is 100. For more information visit [EDA](#)

Xtrackers II ESG GI.Aggregate Bd.UE 3D H / LU0942970368 / DBX0NX / DWS Investment SA

Investment strategy

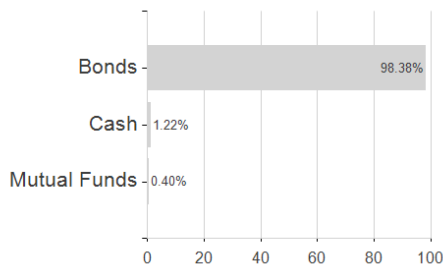
To achieve the aim, the fund will i) attempt to replicate the index, before fees and expenses, by buying a portfolio of securities that may comprise the constituents of the index or other unrelated investments or other eligible assets (including to-be-announced (TBA) securities and mortgage-backed securities (MBS)) as determined by DWS entities and ii) enter into financial contracts (derivatives) which attempt to reduce the effect of exchange rate fluctuations between the currency of the assets of the fund and the currency of your shares. The fund may employ techniques and instruments in order to manage risk, reduce costs and improve results. These techniques and instruments may include the use of derivatives.

Investment goal

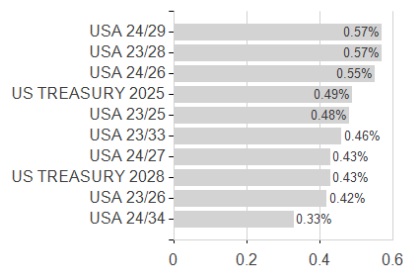
The fund is passively managed. The fund promotes environmental and social characteristics and is subject to the disclosure requirements of a financial product in accordance with article 8(1) of Regulation (EU) 2019/2088 on sustainability-related disclosures in the financial services sector. The aim is for your investment to reflect the performance of the Bloomberg MSCI Global Aggregate Sustainable and SRI Currency Neutral Index (index) while seeking to minimise foreign currency fluctuations at share class level. The index reflects the performance of a broad-based measure of the global investment grade fixed-rate debt markets.

Assessment Structure

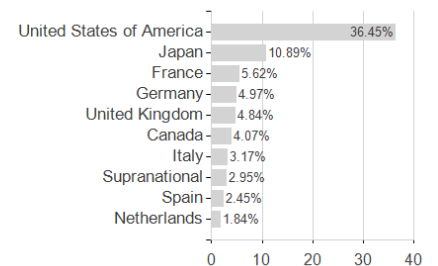
Assets



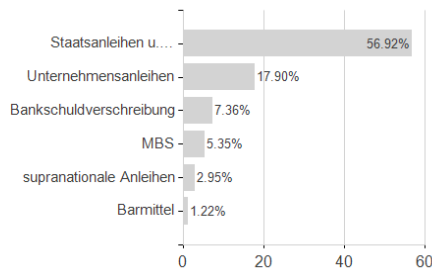
Largest positions



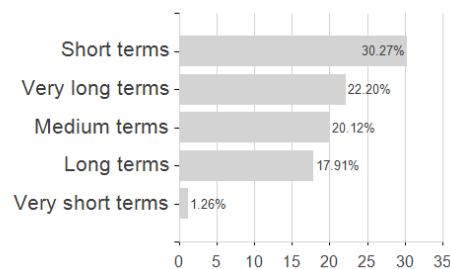
Countries



Issuer



Duration



Currencies

