

FTGF ClearBridge.Inf.Val.Fd.A CNH / IE00BK952D27 / A2PUD8 / Franklin Templeton

Last 07/23/2024 ¹	Region	Branch	Type of yield	Type
10.33 CNH	Worldwide	Sector Infrastructure	paying dividend	Equity Fund



Risk key figures

SRI	1	2	3	4	5	6	7
Mountain-View Funds Rating ²	EDA ³						75

Yearly Performance

2023	+1.52%
2022	+3.03%
2021	+22.07%
2020	-2.20%

Master data		Conditions		Other figures	
Fund type	Single fund	Issue surcharge	5.00%	Minimum investment	CNH 6,000.00
Category	Equity	Planned administr. fee	0.00%	Savings plan	-
Sub category	Sector Infrastructure	Deposit fees	0.00%	UCITS / OGAW	Yes
Fund domicile	Ireland	Redemption charge	0.00%	Performance fee	0.00%
Tranch volume	(07/23/2024) EUR 147.94 mill.	Ongoing charges	-	Redeployment fee	0.00%
Total volume	(07/23/2024) EUR 766.99 mill.	Dividends		Investment company	
Launch date	7/26/2019	01.07.2024	0.03 CNH	Franklin Templeton	
KESt report funds	No	03.06.2024	0.04 CNH	Schottenring 16, 2.OG, 1010, Wien	
Business year start	29.02.	01.05.2024	0.03 CNH	Austria	
Sustainability type	-	01.04.2024	0.03 CNH	https://www.franklintempleton.at	
Fund manager	Nick Langley, Shane Hurst, Charles Hamieh, Simon Ong	01.03.2024	0.03 CNH		

Performance	1M	6M	YTD	1Y	2Y	3Y	5Y	Since start
Performance	+0.50%	+3.70%	+1.96%	+2.76%	-2.19%	+18.38%	-	+31.80%
Performance p.a.	-	-	-	+2.76%	-1.10%	+5.78%	-	+6.06%
Sharpe ratio	0.27	0.39	-0.02	-0.09	-0.41	0.17	-	0.13
Volatility	10.27%	9.87%	9.90%	10.74%	11.84%	12.16%	0.00%	18.42%
Worst month	-	-2.99%	-2.99%	-4.18%	-8.50%	-8.50%	-15.75%	-15.75%
Best month	-	4.41%	4.41%	5.15%	9.18%	9.18%	9.18%	9.18%
Maximum loss	-2.13%	-4.59%	-4.62%	-10.22%	-20.57%	-20.57%	0.00%	-

Distribution permission

Austria, Germany, Switzerland

¹ Important note on update status: The displayed date refers exclusively to the calculation of the NAV.

² The Mountain-View Data Fund Rating calculates a comparative ranking for funds using yield, volatility and trend data. For more information visit [MVD Funds Rating](#)

³ Displays the Ethical-Dynamical Ratio calculated according to standard criteria. The maximum value is 100. For more information visit [EDA](#)

FTGF ClearBridge.Inf.Val.Fd.A CNH / IE00BK952D27 / A2PUD8 / Franklin Templeton

Investment strategy

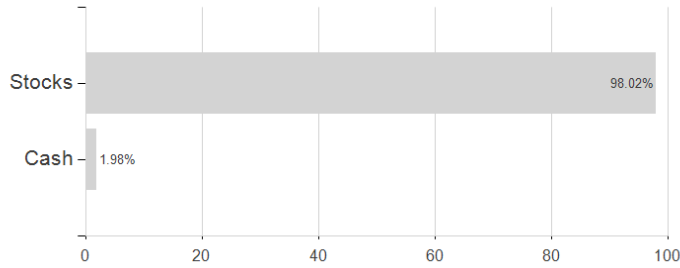
The fund will invest at least 80% of its net asset value in infrastructure companies via equity and equity-related securities listed or traded on regulated markets in the United States, United Kingdom, Japan, Germany, France, Italy and Canada, and equity and equity-related securities listed or traded on regulated markets of other developed countries and emerging market countries, including India ("OECD G7"). The fund invests in a number of infrastructure sectors such as utilities, transport, community and social infrastructure and communications.

Investment goal

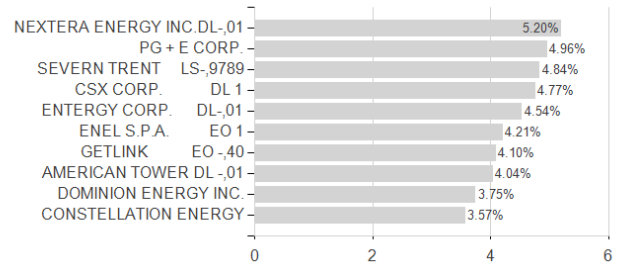
The fund's investment objective is to achieve long-term stable growth comprised of regular and consistent income from dividends and interest, plus capital growth, from a portfolio of global infrastructure securities.

Assessment Structure

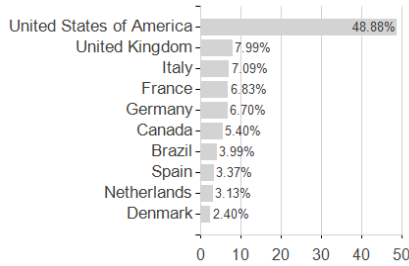
Assets



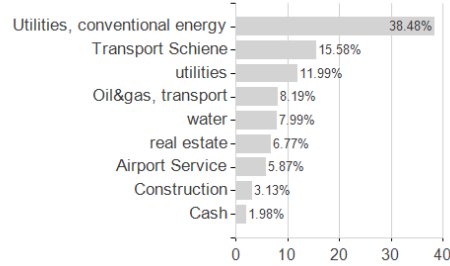
Largest positions



Countries



Branches



Currencies

