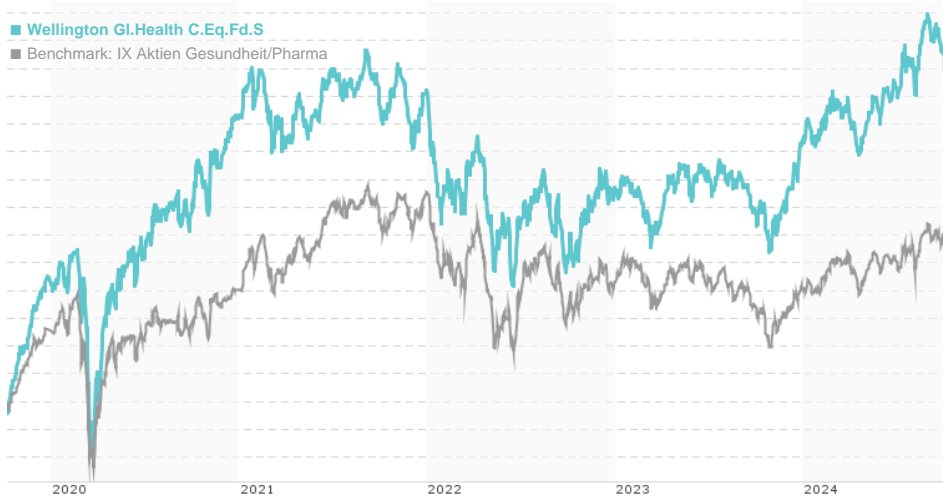


Wellington Gl.Health C.Eq.Fd.S / IE00B0590K11 / A0Q3U2 / Wellington M.Fd.(IE)

Last 10/03/2024 ¹	Region	Branch	Type of yield	Type
89.39 USD	Worldwide	Sector Health / Pharma	reinvestment	Equity Fund



Risk key figures

SRI	1	2	3	4	5	6	7
Mountain-View Funds Rating ²	EDA ³						
	79						

Yearly Performance

2023	+5.75%
2022	-11.03%
2021	+2.48%
2020	+24.97%
2019	+30.30%

Master data		Conditions		Other figures	
Fund type	Single fund	Issue surcharge	0.00%	Minimum investment	USD 1,000,000.00
Category	Equity	Planned administr. fee	0.00%	Savings plan	-
Sub category	Sector Health / Pharma	Deposit fees	0.00%	UCITS / OGAW	Yes
Fund domicile	Ireland	Redemption charge	0.00%	Performance fee	0.00%
Tranch volume	(10/03/2024) USD 449.57 mill.	Ongoing charges	-	Redeployment fee	0.00%
Total volume	(10/03/2024) USD 2,381.54 mill.	Dividends		Investment company	
Launch date	10/17/2003	Wellington M.Fd.(IE)			
KEST report funds	Yes	Cardinal Place, 80 Victoria Street, SW1E 5JL, London			
Business year start	01.01.	United Kingdom			
Sustainability type	-	https://www.wellingtonfunds.com			
Fund manager	Rebecca Sykes, CFA				

Performance	1M	6M	YTD	1Y	2Y	3Y	5Y	Since start
Performance	-4.96%	+6.28%	+9.28%	+21.38%	+25.85%	+6.05%	+61.39%	+65.11%
Performance p.a.	-	-	-	+21.32%	+12.17%	+1.98%	+10.03%	+7.51%
Sharpe ratio	-5.75	0.84	0.79	1.42	0.69	-0.08	0.37	0.24
Volatility	8.59%	11.47%	11.77%	12.80%	12.99%	15.22%	18.26%	17.68%
Worst month	-	-4.06%	-4.06%	-4.49%	-4.53%	-11.63%	-11.63%	-11.69%
Best month	-	5.44%	6.93%	6.93%	7.01%	7.01%	12.58%	12.58%
Maximum loss	-4.96%	-5.79%	-7.57%	-7.57%	-11.54%	-24.84%	-29.67%	-

Distribution permission

Austria, Germany, Switzerland, Czech Republic

¹ Important note on update status: The displayed date refers exclusively to the calculation of the NAV.

² The Mountain-View Data Fund Rating calculates a comparative ranking for funds using yield, volatility and trend data. For more information visit [MVD Funds Rating](#)

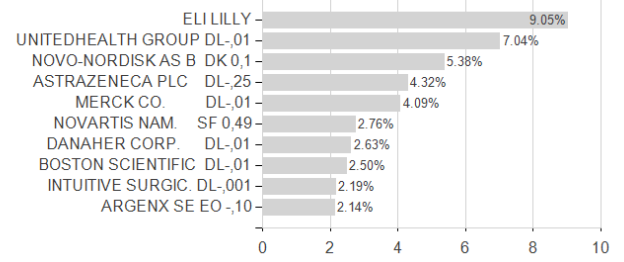
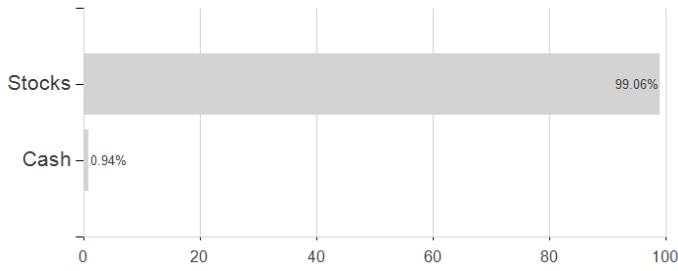
³ Displays the Ethical-Dynamical Ratio calculated according to standard criteria. The maximum value is 100. For more information visit [EDA](#)

Wellington GI.Health C.Eq.Fd.S / IE00B0590K11 / A0Q3U2 / Wellington M.Fd.(IE)

Assessment Structure

Assets

Largest positions



Countries

Branches

Currencies

