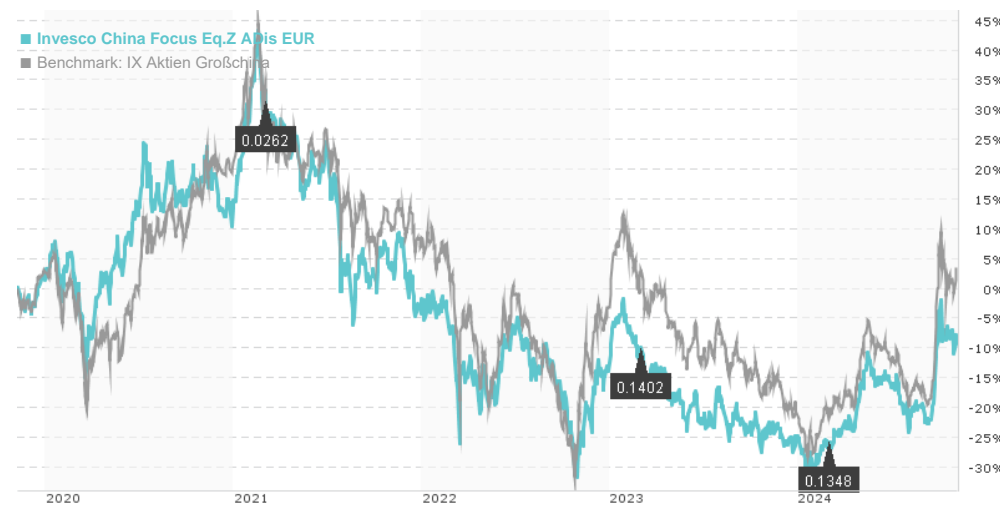


Invesco China Focus Eq.Z ADIS EUR / LU198112011 / A2PJBB / Invesco Management

Last 11/06/2024 ¹	Region	Branch	Type of yield	Type
9.44 EUR	Greater China	Mixed Sectors	paying dividend	Equity Fund



Risk key figures

SRI	1	2	3	4	5	6	7	
Mountain-View Funds Rating ²							EDA ³	77

Yearly Performance

2023	-12.66%
2022	-12.24%
2021	-14.38%
2020	+13.30%

Master data		Conditions		Other figures	
Fund type	Single fund	Issue surcharge	5.00%	Minimum investment	EUR 1,000.00
Category	Equity	Planned administr. fee	0.00%	Savings plan	-
Sub category	Mixed Sectors	Deposit fees	0.01%	UCITS / OGAW	Yes
Fund domicile	Luxembourg	Redemption charge	0.00%	Performance fee	0.00%
Tranch volume	(11/06/2024) USD 2.85 mill.	Ongoing charges	-	Redeployment fee	0.00%
Total volume	(11/06/2024) USD 267.50 mill.	Dividends		Investment company	
Launch date	5/22/2019	01.03.2024	0.13 EUR	Invesco Management	
KESt report funds	Yes	01.03.2023	0.14 EUR	An der Welle 5, 60322, Frankfurt am Main	
Business year start	29.02.	01.03.2021	0.03 EUR	Germany	
Sustainability type	-	02.03.2020	0.12 EUR	https://www.de.invesco.com	
Fund manager	Mike Shiao				

Performance	1M	6M	YTD	1Y	2Y	3Y	5Y	Since start
Performance	-6.53%	+8.13%	+21.60%	+18.02%	+20.66%	-10.23%	-7.81%	+0.74%
Performance p.a.	-	-	-	+17.96%	+9.85%	-3.54%	-1.61%	+0.13%
Sharpe ratio	-2.01	0.60	1.09	0.73	0.32	-0.27	-0.20	-0.13
Volatility	29.40%	22.77%	20.99%	20.48%	21.40%	24.29%	23.84%	23.30%
Worst month	-	-4.49%	-8.86%	-8.86%	-8.86%	-15.37%	-16.83%	-16.83%
Best month	-	12.64%	12.64%	12.64%	20.91%	20.91%	20.91%	20.91%
Maximum loss	-9.01%	-14.89%	-14.89%	-14.89%	-30.53%	-37.63%	-52.32%	-

Distribution permission

Austria, Germany, Switzerland, Czech Republic

¹ Important note on update status: The displayed date refers exclusively to the calculation of the NAV.

² The Mountain-View Data Fund Rating calculates a comparative ranking for funds using yield, volatility and trend data. For more information visit [MVD Funds Rating](#)

³ Displays the Ethical-Dynamical Ratio calculated according to standard criteria. The maximum value is 100. For more information visit [EDA](#)

Invesco China Focus Eq.Z ADIs EUR / LU1981112011 / A2PJBB / Invesco Management

Investment strategy

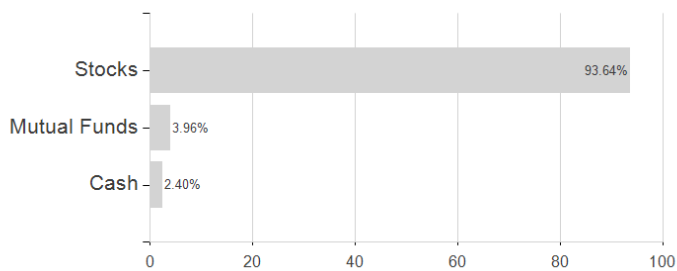
The Fund is actively managed and is not constrained by its benchmark, the MSCI China 10/40 Index (Net Total Return), which is used for comparison purposes. However, as the benchmark is a suitable proxy for the investment strategy, it is likely that some of the Fund's holdings are also components of the benchmark. As an actively managed fund, this overlap will change and this statement may be updated from time to time. The Fund has broad discretion over portfolio construction and therefore securities, weightings and risk characteristics will differ. As a result, it is expected that over time the risk return characteristics of the Fund may diverge materially to the benchmark.

Investment goal

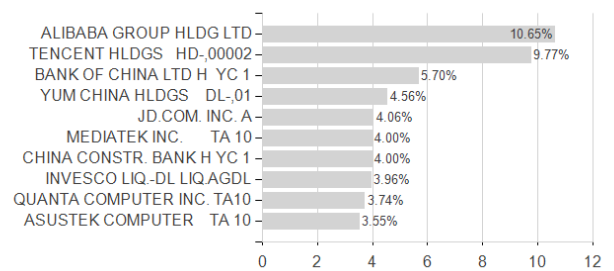
The objective of the Fund is to achieve long-term capital growth. The Fund intends to invest primarily in shares of companies with exposure to China, including via the use of Stock Connect. The Fund may use derivatives (complex instruments) to manage the Fund more efficiently, with the aim of reducing risk, reducing costs and/or generating additional capital or income. The Fund may use securities lending for efficient portfolio management purposes.

Assessment Structure

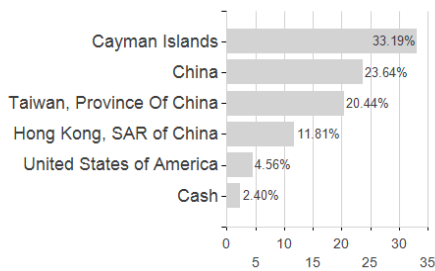
Assets



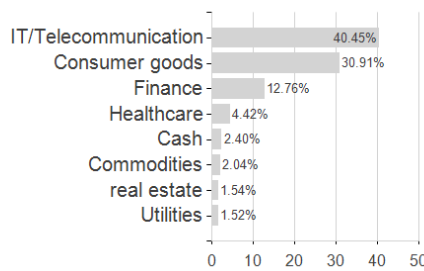
Largest positions



Countries



Branches



Currencies

