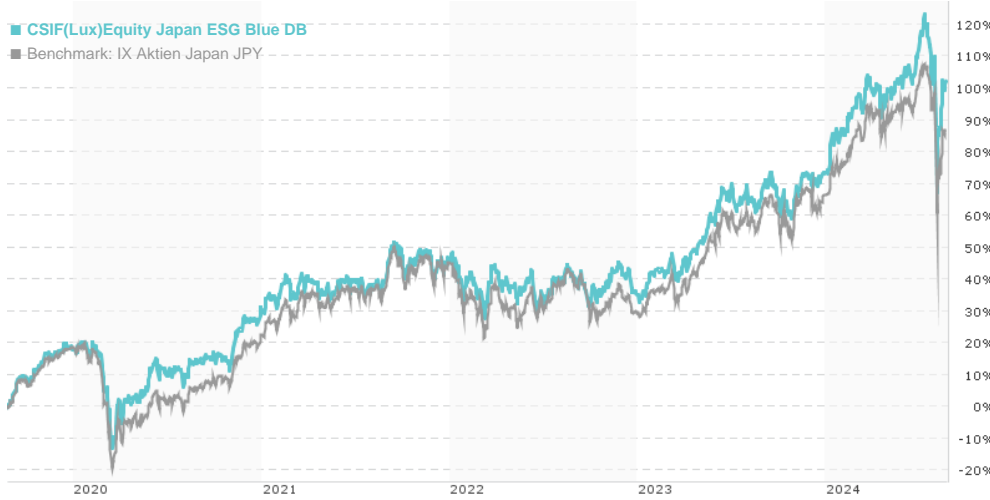


CSIF(Lux)Equity Japan ESG Blue DB / LU1916457663 / A2PEAW / Credit Suisse Fd. M.

Last 08/22/2024 ¹	Country	Branch	Type of yield	Type
200366.00 JPY	Japan	Mixed Sectors	reinvestment	Equity Fund



Risk key figures

SRI	1	2	3	4	5	6	7
Mountain-View Funds Rating ²	EDA ³						
	74						

Yearly Performance

2023	+28.38%
2022	-7.24%
2021	+11.65%
2020	+10.39%

Master data		Conditions		Other figures	
Fund type	Single fund	Issue surcharge	2.00%	Minimum investment	UNT 0
Category	Equity	Planned administr. fee	0.00%	Savings plan	-
Sub category	Mixed Sectors	Deposit fees	0.00%	UCITS / OGAW	Yes
Fund domicile	Luxembourg	Redemption charge	2.00%	Performance fee	0.00%
Tranch volume	(08/22/2024) JPY 51,658.96 mill.	Ongoing charges	-	Redeployment fee	0.00%
Total volume	(08/22/2024) JPY 92,085.71 mill.	Dividends		Investment company	
Launch date	2/7/2019	Credit Suisse Fd. M.			
KESt report funds	Yes	5, rue Jean Monnet, 2180, Luxembourg			
Business year start	01.01.	Luxembourg			
Sustainability type	Ethics/ecology	https://www.credit-suisse.com			
Fund manager	Credit Suisse Asset Management				

Performance	1M	6M	YTD	1Y	2Y	3Y	5Y	Since start
Performance	-5.25%	+4.50%	+16.51%	+23.96%	+40.80%	+46.07%	+100.13%	+90.50%
Performance p.a.	-	-	-	+23.89%	+18.63%	+13.46%	+14.87%	+12.55%
Sharpe ratio	-0.82	0.19	0.89	0.88	0.78	0.53	0.61	0.50
Volatility	61.67%	29.24%	26.54%	23.10%	19.42%	18.86%	18.46%	18.08%
Worst month	-	-3.69%	-3.69%	-3.69%	-6.14%	-6.14%	-10.00%	-10.00%
Best month	-	3.67%	7.89%	7.89%	7.89%	7.89%	13.45%	13.45%
Maximum loss	-21.54%	-24.94%	-24.94%	-24.94%	-24.94%	-24.94%	-27.69%	-

Distribution permission

Austria, Germany, Switzerland, Luxembourg

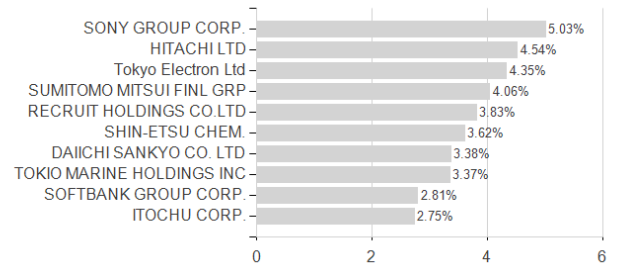
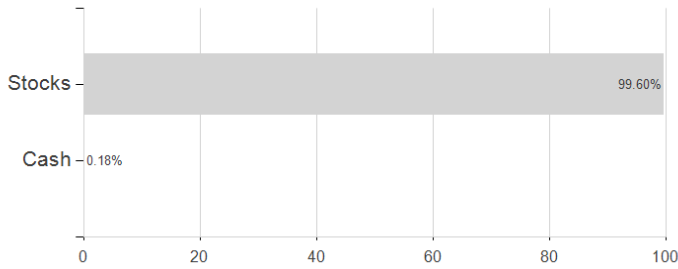
CSIF(Lux)Equity Japan ESG Blue DB / LU1916457663 / A2PEAW / Credit Suisse Fd. M.

1 Important note on update status: The displayed date refers exclusively to the calculation of the NAV.
 2 The Mountain-View Data Fund Rating calculates a comparative ranking for funds using yield, volatility and trend data. For more information visit [MVD Funds Rating](#)
 3 Displays the Ethical-Dynamical Ratio calculated according to standard criteria. The maximum value is 100. For more information visit [EDA](#)

Assessment Structure

Assets

Largest positions



Countries

Branches

Currencies

