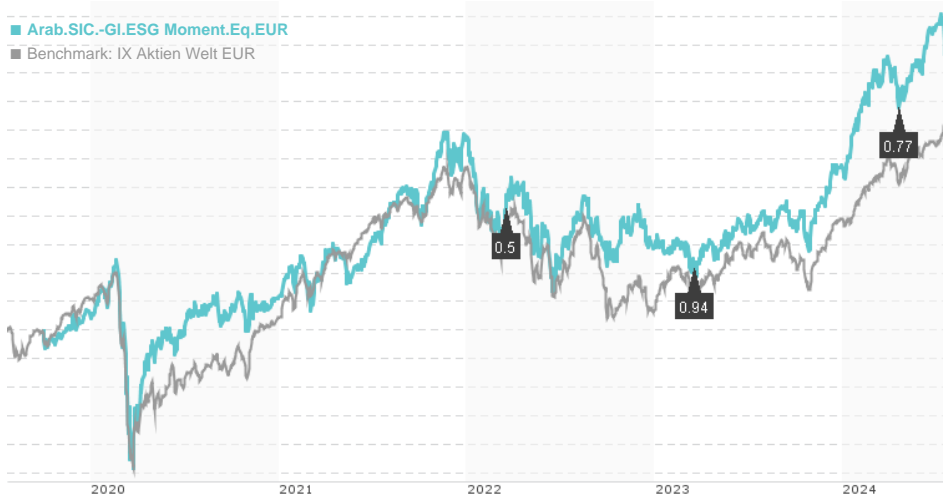


Arab.SIC.-GI.ESG Moment.Eq.EUR / LU2017342317 / A2PMLN / FundPartner Sol.(EU)

Last 07/19/2024 ¹	Region	Branch	Type of yield	Type
145.00 EUR	Worldwide	Mixed Sectors	paying dividend	Equity Fund



Risk key figures

SRI	1	2	3	4	5	6	7
Mountain-View Funds Rating ²	EDA ³						
	79						

Yearly Performance

2023	+12.55%
2022	-14.00%
2021	+25.91%
2020	+2.81%

Master data		Conditions		Other figures	
Fund type	Single fund	Issue surcharge	0.00%	Minimum investment	EUR 50,000.00
Category	Equity	Planned administr. fee	0.00%	Savings plan	-
Sub category	Mixed Sectors	Deposit fees	0.05%	UCITS / OGAW	Yes
Fund domicile	Luxembourg	Redemption charge	0.00%	Performance fee	0.00%
Tranch volume	(07/19/2024) USD 7.15 mill.	Ongoing charges	-	Redeployment fee	0.00%
Total volume	(07/19/2024) USD 341.15 mill.	Dividends		Investment company	
Launch date	10/1/2019	19.04.2024	0.77 EUR	FundPartner Sol.(EU)	
KESt report funds	No	17.03.2023	0.94 EUR	15A, avenue J. F. Kennedy, 1855, Luxembourg	
Business year start	01.01.	17.03.2022	0.50 EUR	Luxembourg	
Sustainability type	Ethics/ecology	17.03.2021	0.45 EUR	www.group.pictet/de	
Fund manager	-	18.03.2020	0.20 EUR		

Performance	1M	6M	YTD	1Y	2Y	3Y	5Y	Since start
Performance	-2.91%	+10.77%	+15.11%	+24.98%	+27.79%	+28.81%	-	+48.67%
Performance p.a.	-	-	-	+24.90%	+13.02%	+8.80%	-	+8.61%
Sharpe ratio	-3.05	1.56	2.14	1.82	0.74	0.34	-	0.28
Volatility	11.13%	12.24%	12.06%	11.71%	12.65%	14.92%	0.00%	17.83%
Worst month	-	-5.15%	-5.15%	-5.15%	-6.22%	-7.24%	-12.01%	-12.01%
Best month	-	6.41%	6.41%	6.41%	8.06%	8.06%	12.68%	12.68%
Maximum loss	-4.38%	-6.09%	-6.09%	-6.97%	-11.30%	-20.57%	0.00%	-

Distribution permission

Germany

1 Important note on update status: The displayed date refers exclusively to the calculation of the NAV.
 2 The Mountain-View Data Fund Rating calculates a comparative ranking for funds using yield, volatility and trend data. For more information visit [MVD Funds Rating](#)
 3 Displays the Ethical-Dynamical Ratio calculated according to standard criteria. The maximum value is 100. For more information visit [EDA](#)

Arab.SIC.-GI.ESG Moment.Eq.EUR / LU2017342317 / A2PMLN / FundPartner Sol.(EU)

Investment strategy

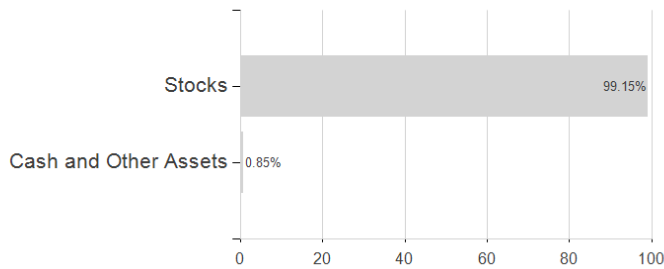
As a general rule, past results offer no guarantee of future performance. We cannot guarantee that the objectives of the investment policy will be achieved. The Arabesque Investment Universe contains equities and equity-related securities from companies worldwide that have passed a systematic selection process. The ESG (Environmental, Social, Governance) assessment utilizes a Best in Class approach per sector to exclude companies with inferior scores. Companies that are in breach of the principles of UN Global Compact (human rights, labour rights, anti-corruption, environment) are excluded as well. The Arabesque Investment Universe is furthermore screened by liquidity parameters such as market capitalization, daily turnover and free float. The Sub-Fund will mainly invest in equities and equity related securities (such as, but not limited to, ordinary or preferred shares, rights, certificates, ADR (American Depositary Receipt), GDR (Global Depositary Receipt), notes) issued by companies worldwide that are contained in the Arabesque Investment Universe.

Investment goal

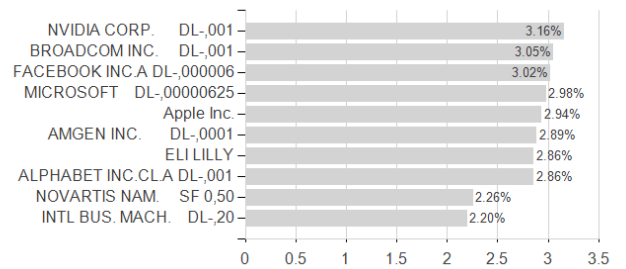
The objective of Arabesque SICAV - Global ESG Momentum Equity ("Sub-Fund") is long-term capital appreciation through investments into a sustainable equity universe (Arabesque Investment Universe). The Arabesque Investment Universe is determined on a quarterly basis.

Assessment Structure

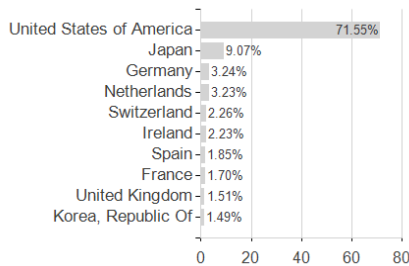
Assets



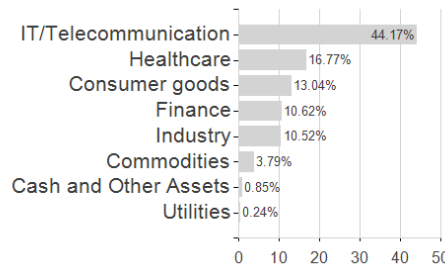
Largest positions



Countries



Branches



Currencies

