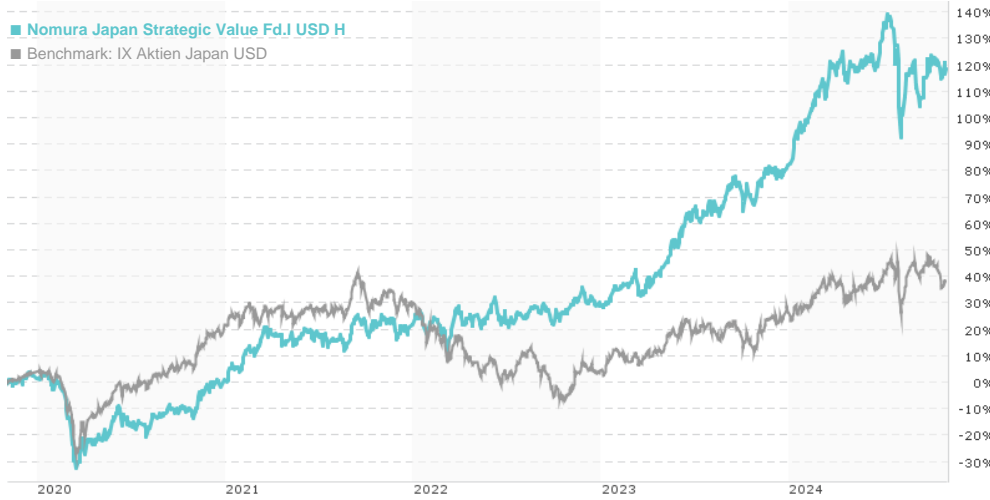


Nomura Japan Strategic Value Fd.I USD H / IE00B4S5JV84 / A1T8KV / Bridges F.M.

Last 11/01/2024 <sup>1</sup>	Country	Branch	Type of yield	Type
365.49 USD	Japan	Mixed Sectors	reinvestment	Equity Fund



Risk key figures

SRI	1	2	3	4	5	6	7	
Mountain-View Funds Rating <sup>2</sup>								EDA <sup>3</sup>
								73

Yearly Performance

2023	+41.06%
2022	+6.07%
2021	+20.37%
2020	-0.71%

Master data		Conditions		Other figures	
Fund type	Single fund	Issue surcharge	0.00%	Minimum investment	USD 1,000,000.00
Category	Equity	Planned administr. fee	0.00%	Savings plan	-
Sub category	Mixed Sectors	Deposit fees	0.01%	UCITS / OGAW	Yes
Fund domicile	Ireland	Redemption charge	0.00%	Performance fee	0.00%
Tranch volume	(11/01/2024) JPY 100.26 mill.	Ongoing charges	-	Redeployment fee	0.00%
Total volume	(11/01/2024) JPY 274,850.01 mill.	<b>Dividends</b>		<b>Investment company</b>	
Launch date	4/9/2013	Bridges F.M. 38 Seymour Street, W1H 7BP, London United Kingdom <a href="https://www.bridgesfundmanagement.com">https://www.bridgesfundmanagement.com</a>			
KESr report funds	Yes				
Business year start	01.01.				
Sustainability type	-				
Fund manager	Yoshihiro Miyazaki				

Performance	1M	6M	YTD	1Y	2Y	3Y	5Y	Since start
Performance	-0.24%	-0.50%	+19.82%	+25.12%	+69.73%	+73.36%	+123.03%	+132.18%
Performance p.a.	-	-	-	+25.04%	+30.23%	+20.11%	+17.38%	+18.10%
Sharpe ratio	-0.41	-0.18	1.06	1.15	1.64	1.02	0.76	0.80
Volatility	14.17%	22.76%	20.20%	19.23%	16.63%	16.80%	18.84%	18.77%
Worst month	-	-2.68%	-2.68%	-2.68%	-3.61%	-4.82%	-12.17%	-12.17%
Best month	-	2.58%	8.23%	8.23%	9.20%	9.20%	11.40%	11.40%
Maximum loss	-3.95%	-19.36%	-19.36%	-19.36%	-19.36%	-19.36%	-35.07%	-

Distribution permission

Austria, Germany, Switzerland, Czech Republic

<sup>1</sup> Important note on update status: The displayed date refers exclusively to the calculation of the NAV.

<sup>2</sup> The Mountain-View Data Fund Rating calculates a comparative ranking for funds using yield, volatility and trend data. For more information visit [MVD Funds Rating](#)

DISCLAIMER: The information on this page are for informational purposes only and should neither an offer to sell nor a solicitation for the purchase of the security or recommendation in favor of the security to be understood. baha GmbH assumes no liability despite thorough searches for the accuracy of the data.

Funds data from: [www.mountain-view.com](http://www.mountain-view.com). Fact Sheet created by: [www.baha.com](http://www.baha.com)

**Nomura Japan Strategic Value Fd.I USD H / IE00B4S5JV84 / A1T8KV / Bridges F.M.**

**Investment strategy**

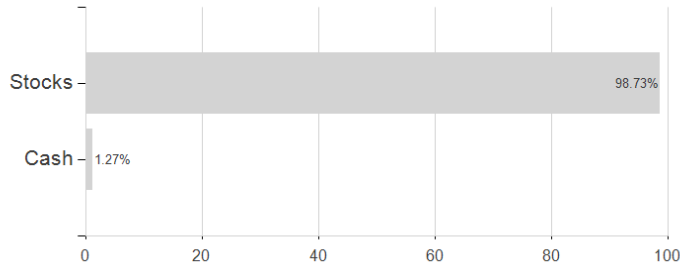
The fund shall invest primarily in equity and equity-related securities in Japan and also up to 30% of the value of the fund may be invested in non- Japanese companies that have business activities in Japan. The fund will target companies that are considered to have good prospects for growth including those going through significant business changes. The fund is considered to be actively managed in reference to the index (Topix Index) by virtue of the fact that it uses the index for performance comparison purposes.

**Investment goal**

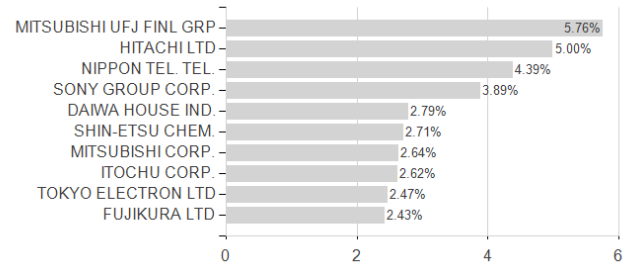
Any income the Fund generates will be accumulated and reinvested on behalf of investors. The fund aims to achieve capital growth by investing primarily in shares of companies of all sizes traded or listed in Japan.

**Assessment Structure**

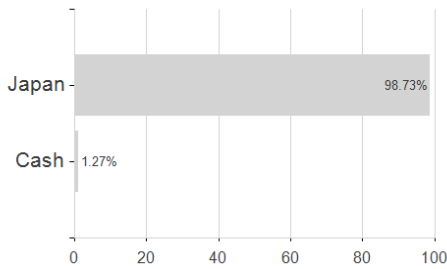
**Assets**



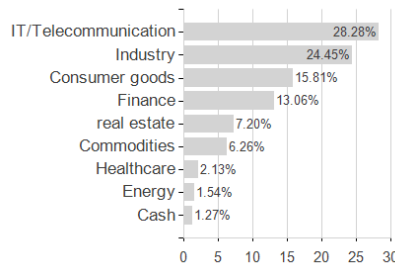
**Largest positions**



**Countries**



**Branches**



**Currencies**

