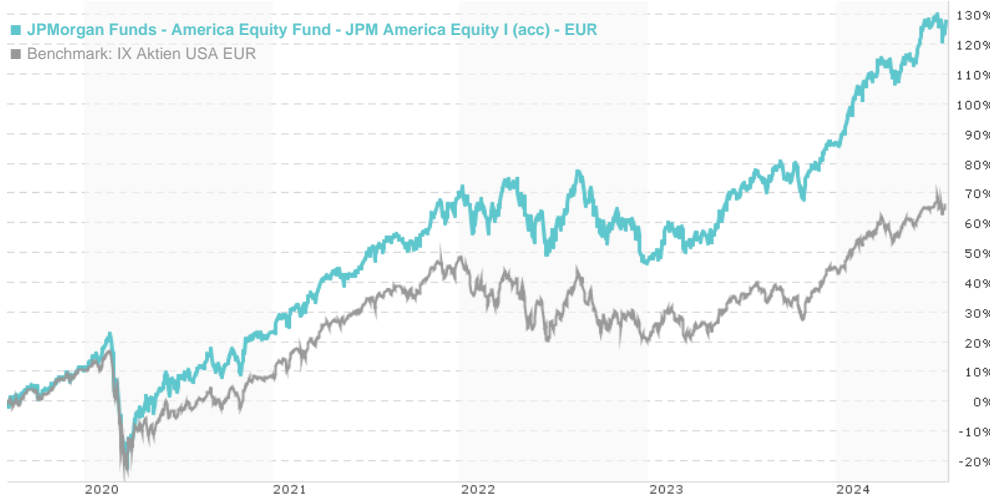


JPMorgan Funds - America Equity Fund - JPM America Equity I (acc) - EUR / LU1734444273 / A2H9KC / JPMorgan

Last 08/01/2024 ¹	Country	Branch	Type of yield	Type
239.11 EUR	United States of America	Mixed Sectors	reinvestment	Equity Fund



Risk key figures

SRI	1	2	3	4	5	6	7	
Mountain-View Funds Rating ²							EDA ³	66

Yearly Performance

2023	+27.74%
2022	-13.44%
2021	+37.27%
2020	+11.73%
2019	+31.51%

Master data		Conditions		Other figures	
Fund type	Single fund	Issue surcharge	0.00%	Minimum investment	USD 10,000,000.00
Category	Equity	Planned administr. fee	0.00%	Savings plan	-
Sub category	Mixed Sectors	Deposit fees	0.00%	UCITS / OGAW	Yes
Fund domicile	Luxembourg	Redemption charge	0.00%	Performance fee	0.00%
Tranch volume	(08/01/2024) USD 259.03 mill.	Ongoing charges	-	Redeployment fee	0.00%
Total volume	(08/01/2024) USD 7,359.05 mill.	Dividends		Investment company	
Launch date	9/17/2018	JPMorgan AM (EU)			
KEST report funds	Yes	PO Box 275, 2012, Luxembourg			
Business year start	01.07.	Luxembourg			
Sustainability type	-	https://www.jpmorganassetmanagement.de			
Fund manager	Jonathan Simon, Timothy Parton				

Performance	1M	6M	YTD	1Y	2Y	3Y	5Y	Since start
Performance	+0.92%	+15.83%	+21.62%	+28.11%	+34.41%	+49.58%	+116.10%	+139.11%
Performance p.a.	-	-	-	+28.02%	+15.91%	+14.37%	+16.64%	+15.99%
Sharpe ratio	0.62	2.64	3.25	2.20	0.87	0.69	0.70	0.68
Volatility	12.56%	11.59%	11.20%	11.12%	14.09%	15.55%	18.50%	18.11%
Worst month	-	-2.38%	-2.38%	-4.14%	-7.46%	-7.46%	-12.90%	-12.90%
Best month	-	7.39%	7.39%	7.39%	7.39%	11.80%	14.86%	14.86%
Maximum loss	-3.84%	-4.14%	-4.14%	-7.41%	-17.49%	-17.49%	-36.92%	-

Distribution permission

Austria, Germany, Switzerland, Luxembourg

¹ Important note on update status: The displayed date refers exclusively to the calculation of the NAV.

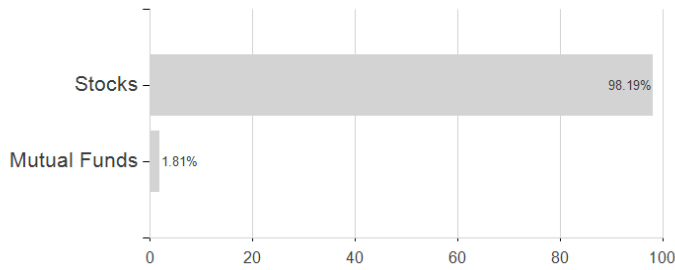
JPMorgan Funds - America Equity Fund - JPM America Equity I (acc) - EUR / LU1734444273 / A2H9KC / JPMorgan

2 The Mountain-View Data Fund Rating calculates a comparative ranking for funds using yield, volatility and trend data. For more information visit [MVD Funds Rating](#)

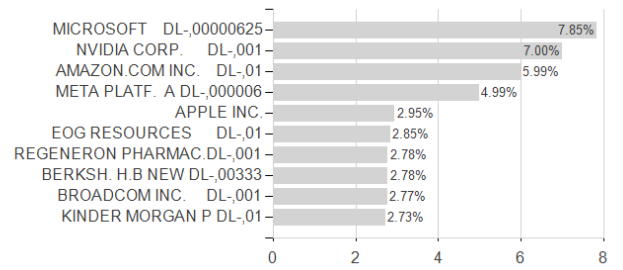
3 Displays the Ethical-Dynamical Ratio calculated according to standard criteria. The maximum value is 100. For more information visit [EDA](#)

Assessment Structure

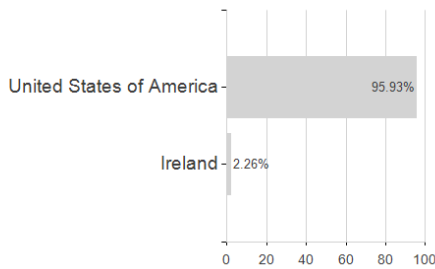
Assets



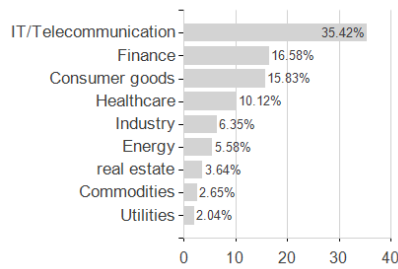
Largest positions



Countries



Branches



Currencies

