

Antecedo Defensive Growth I / DE000A2PMXA9 / A2PMXA / Universal-Investment

Last 08/26/2024 ¹	Region	Branch	Type of yield	Type
217.95 EUR	North America	Sector Technology	reinvestment	Equity Fund



Risk key figures

SRI	1	2	3	4	5	6	7
Mountain-View Funds Rating ²	EDA ³						

Yearly Performance

2023	+17.74%
2022	-12.62%
2021	+15.31%
2020	+56.81%

Master data		Conditions		Other figures	
Fund type	Single fund	Issue surcharge	3.00%	Minimum investment	EUR 10,000.00
Category	Equity	Planned administr. fee	0.00%	Savings plan	-
Sub category	Sector Technology	Deposit fees	0.10%	UCITS / OGAW	Yes
Fund domicile	Germany	Redemption charge	0.00%	Performance fee	0.00%
Tranch volume	(08/26/2024) EUR 551.65 mill.	Ongoing charges	-	Redeployment fee	0.00%
Total volume	(08/26/2024) EUR 580.46 mill.	Dividends		Investment company	
Launch date	9/2/2019	Universal-Investment			
KESt report funds	Yes	Theodor-Heuss-Allee 70, 60486, Frankfurt am Main			
Business year start	01.07.	Germany			
Sustainability type	-	https://www.universal-investment.com			
Fund manager	-				

Performance	1M	6M	YTD	1Y	2Y	3Y	5Y	Since start
Performance	+1.92%	+5.59%	+9.69%	+13.29%	+24.29%	+17.44%	+117.95%	+117.95%
Performance p.a.	-	-	-	+13.32%	+11.47%	+5.50%	+16.91%	+16.91%
Sharpe ratio	1.46	0.68	1.00	0.91	0.71	0.18	-	1.07
Volatility	14.71%	11.75%	11.85%	10.76%	11.27%	11.13%	0.00%	12.50%
Worst month	-	-3.49%	-3.49%	-3.92%	-3.92%	-6.69%	-6.69%	-6.69%
Best month	-	4.85%	4.85%	4.85%	6.91%	6.91%	12.72%	12.72%
Maximum loss	-3.31%	-7.49%	-7.49%	-7.49%	-7.59%	-15.73%	0.00%	-

Distribution permission

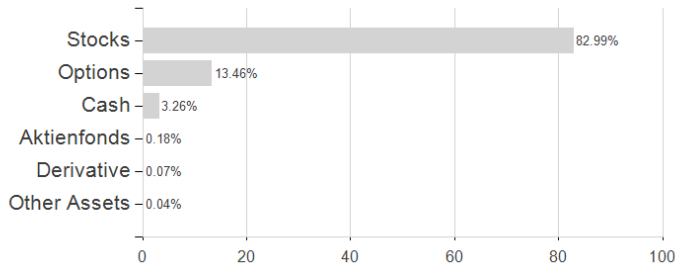
Germany

¹ Important note on update status: The displayed date refers exclusively to the calculation of the NAV.
² The Mountain-View Data Fund Rating calculates a comparative ranking for funds using yield, volatility and trend data. For more information visit [MVD Funds Rating](#)
³ Displays the Ethical-Dynamical Ratio calculated according to standard criteria. The maximum value is 100. For more information visit [EDA](#)

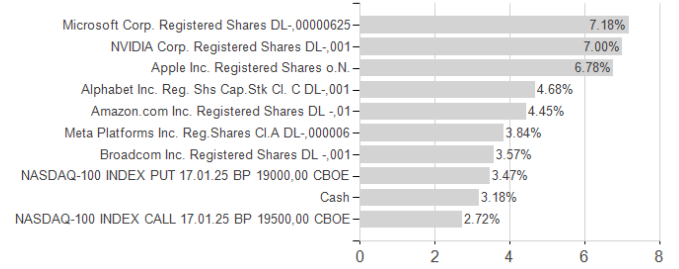
Antecedo Defensive Growth I / DE000A2PMXA9 / A2PMXA / Universal-Investment

Assessment Structure

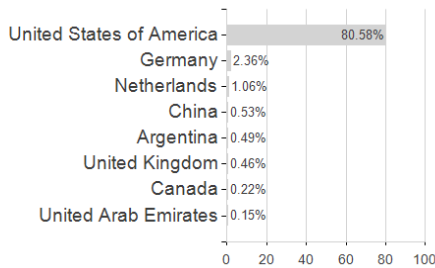
Assets



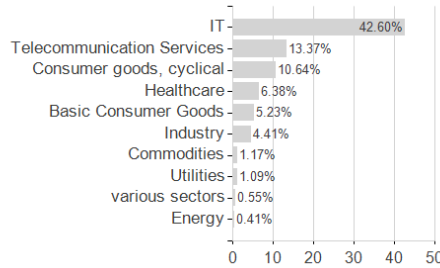
Largest positions



Countries



Branches



Currencies

