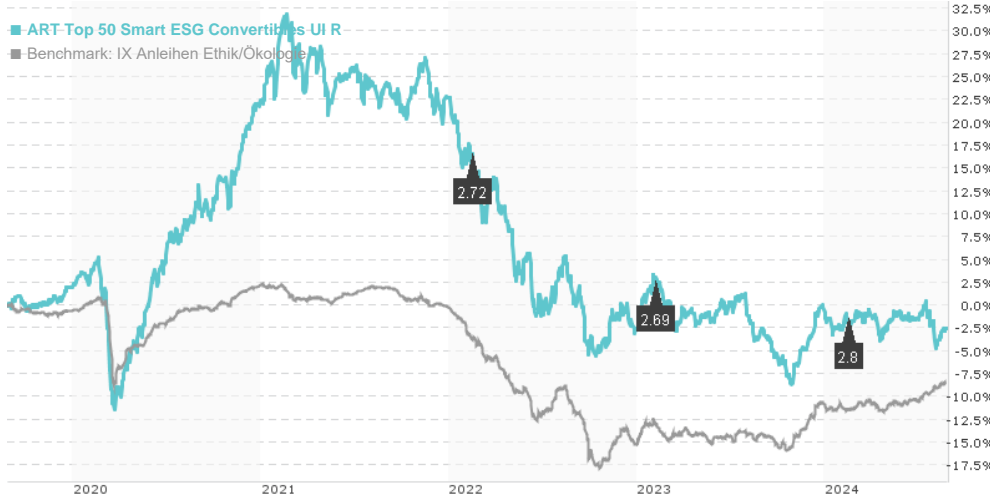


ART Top 50 Smart ESG Convertibles UI R / DE000A2PMXC5 / A2PMXC / Universal-Investment

Last 08/26/2024 <sup>1</sup>	Region	Branch	Type of yield	Type
88.20 EUR	Worldwide	Convertible Bonds	paying dividend	Fixed-Income Fund



Risk key figures

SRI	1	2	3	4	5	6	7
Mountain-View Funds Rating <sup>2</sup>							EDA <sup>3</sup>
							88

Yearly Performance

2023	+2.56%
2022	-20.71%
2021	+0.24%
2020	+20.16%

Master data		Conditions		Other figures	
Fund type	Single fund	Issue surcharge	3.00%	Minimum investment	UNT 0
Category	Bonds	Planned administr. fee	0.00%	Savings plan	Yes
Sub category	Convertible Bonds	Deposit fees	0.07%	UCITS / OGAW	Yes
Fund domicile	Germany	Redemption charge	0.00%	Performance fee	10.00%
Tranch volume	(08/26/2024) EUR 2.06 mill.	Ongoing charges	-	Redeployment fee	0.00%
Total volume	(08/26/2024) EUR 162.86 mill.	Dividends		Investment company	
Launch date	8/15/2019	15.02.2024	2.80 EUR	Universal-Investment	
KESt report funds	Yes	06.02.2023	2.69 EUR	Theodor-Heuss-Allee 70, 60486, Frankfurt am Main	
Business year start	01.01.	15.02.2022	2.72 EUR	Germany	
Sustainability type	Ethics/ecology	15.02.2021	2.84 EUR	https://www.universal-investment.com	
Fund manager	Universal-Investment-Gesellschaft mbH	17.02.2020	0.10 EUR		

Performance	1M	6M	YTD	1Y	2Y	3Y	5Y	Since start
Performance	-0.78%	-0.83%	-2.38%	+0.89%	-4.58%	-20.82%	-2.45%	-2.01%
Performance p.a.	-	-	-	+0.89%	-2.31%	-7.48%	-0.50%	-0.40%
Sharpe ratio	-1.56	-0.86	-1.18	-0.43	-0.84	-1.34	-0.47	-0.46
Volatility	7.90%	6.06%	6.08%	6.19%	6.97%	8.20%	8.63%	8.62%
Worst month	-	-2.25%	-2.51%	-3.94%	-6.28%	-6.28%	-9.44%	-9.44%
Best month	-	1.31%	4.22%	4.68%	4.68%	4.68%	7.16%	7.16%
Maximum loss	-3.17%	-5.15%	-5.15%	-6.26%	-11.66%	-28.07%	-30.64%	-

Distribution permission

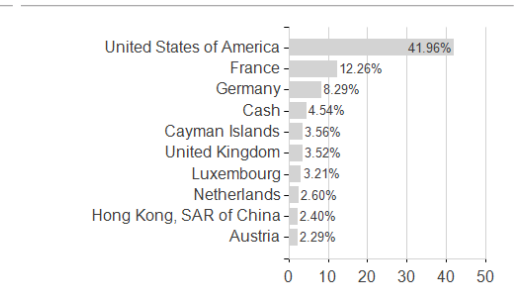
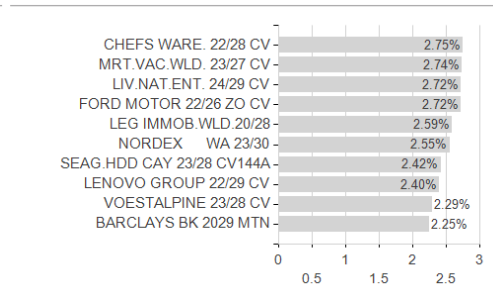
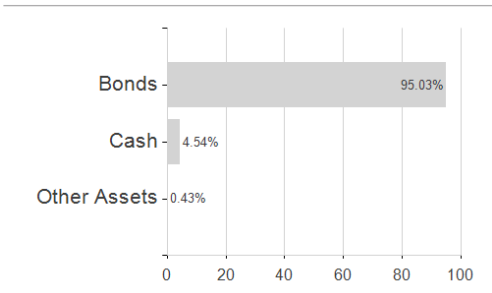
Austria, Germany, Switzerland

1 Important note on update status: The displayed date refers exclusively to the calculation of the NAV.  
 2 The Mountain-View Data Fund Rating calculates a comparative ranking for funds using yield, volatility and trend data. For more information visit [MVD Funds Rating](#)  
 3 Displays the Ethical-Dynamical Ratio calculated according to standard criteria. The maximum value is 100. For more information visit [EDA](#)

**ART Top 50 Smart ESG Convertibles UI R / DE000A2PMXC5 / A2PMXC / Universal-Investment**

Assessment Structure

Assets Largest positions Countries



Issuer

Duration

Currencies

