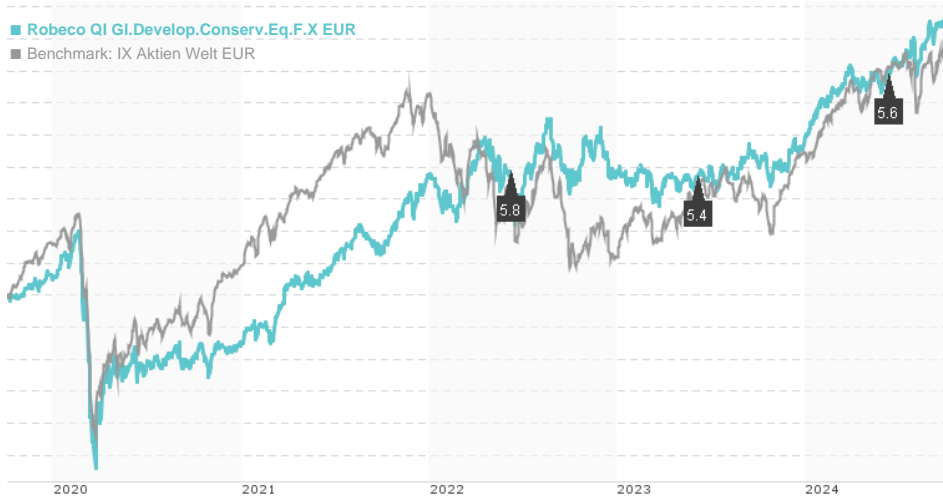


Robeco QI GI.Develop.Conserv.Eq.F.X EUR / NL0011354972 / A3CUBH / Robeco Inst. AM

Last 10/03/2024 ¹	Region	Branch	Type of yield	Type
154.96 EUR	Worldwide	Mixed Sectors	paying dividend	Equity Fund



Risk key figures

SRI	1	2	3	4	5	6	7
Mountain-View Funds Rating ²	EDA ³						
	72						

Yearly Performance

2023	+4.33%
2022	+0.04%
2021	+27.58%
2020	-9.45%

Master data		Conditions		Other figures	
Fund type	Single fund	Issue surcharge	0.00%	Minimum investment	UNT 0
Category	Equity	Planned administr. fee	0.00%	Savings plan	-
Sub category	Mixed Sectors	Deposit fees	0.00%	UCITS / OGAW	Yes
Fund domicile	Netherlands	Redemption charge	0.00%	Performance fee	0.00%
Tranch volume	-	Ongoing charges	-	Redeployment fee	0.00%
Total volume	(10/03/2024) EUR 268.15 mill.	Dividends		Investment company	
Launch date	9/30/2015	11.06.2024	5.60 EUR	Robeco Inst. AM	
KESt report funds	No	06.06.2023	5.40 EUR	Weena 850, 3014, Rotterdam	
Business year start	01.01.	07.06.2022	5.80 EUR	Netherlands	
Sustainability type	-	08.06.2021	5.20 EUR	https://www.robeco.com	
Fund manager	Pim van Vliet, Arlette van Ditshuizen, Maarten Polfliet, Jan Sytze Mosselaar, Arnoud Klep	27.05.2020	5.60 EUR		

Performance	1M	6M	YTD	1Y	2Y	3Y	5Y	Since start
Performance	+1.03%	+6.80%	+16.03%	+19.49%	+21.46%	+34.29%	+45.43%	+50.76%
Performance p.a.	-	-	-	+19.43%	+10.19%	+10.33%	+7.77%	+7.82%
Sharpe ratio	1.22	1.25	2.28	1.91	0.72	0.67	0.31	0.32
Volatility	8.20%	8.65%	8.13%	8.50%	9.70%	10.66%	14.50%	14.26%
Worst month	-	-2.88%	-2.88%	-2.88%	-6.15%	-6.15%	-13.99%	-13.99%
Best month	-	2.99%	4.64%	4.64%	7.66%	7.66%	9.02%	9.02%
Maximum loss	-1.90%	-4.33%	-4.33%	-4.33%	-9.73%	-10.96%	-33.64%	-

Distribution permission

Germany, Switzerland, Czech Republic

¹ Important note on update status: The displayed date refers exclusively to the calculation of the NAV.

² The Mountain-View Data Fund Rating calculates a comparative ranking for funds using yield, volatility and trend data. For more information visit [MVD Funds Rating](#)

³ Displays the Ethical-Dynamical Ratio calculated according to standard criteria. The maximum value is 100. For more information visit [EDA](#)

Robeco QI GI.Develop.Conserv.Eq.F.X EUR / NL0011354972 / A3CUBH / Robeco Inst. AM

Investment strategy

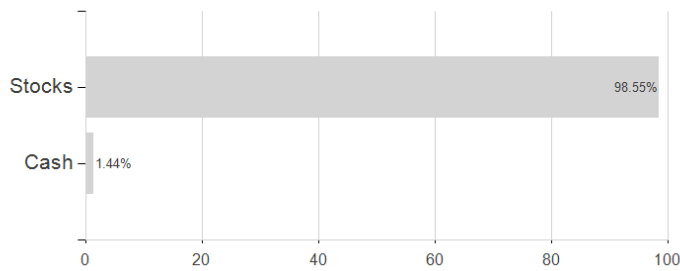
The selected low-risk stocks are characterized by high dividend yields, attractive valuation, strong momentum and positive analyst revisions as well. This results in a diversified, low turnover portfolio of defensive stocks aiming to achieve stable equity returns and high income. The fund aims for a better sustainability profile compared to the Benchmark by promoting E&S (i.e. Environmental and Social) characteristics within the meaning of Article 8 of the European Sustainable Finance Disclosure Regulation, integrating sustainability risks in the investment process and applying Robeco's Good Governance policy. The fund applies sustainability indicators, including but not limited to, normative, activity-based and region-based exclusions, proxy voting and engagement.

Investment goal

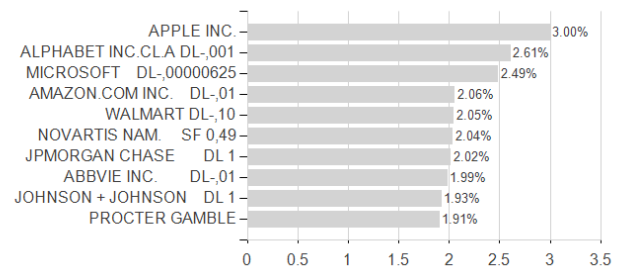
Robeco QI Global Developed Conservative Equities Fund is an actively managed fund that invests in low-volatility stocks in developed countries across the world. The selection of these stocks is based on a quantitative model. The fund aims to achieve long-term returns greater than equity markets with lower downside risk over the full investment cycle, whilst still controlling relative risk through the applications of limits (on countries and sectors) to the extent of deviation from the Benchmark.

Assessment Structure

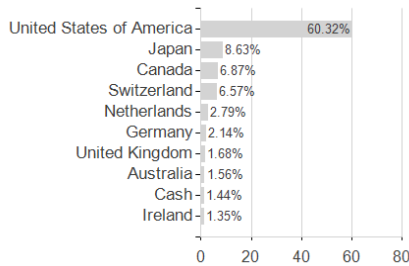
Assets



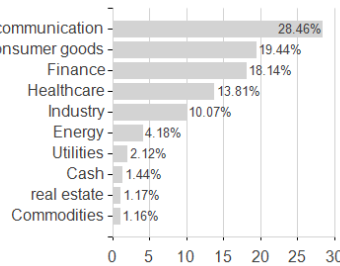
Largest positions



Countries



Branches



Currencies

