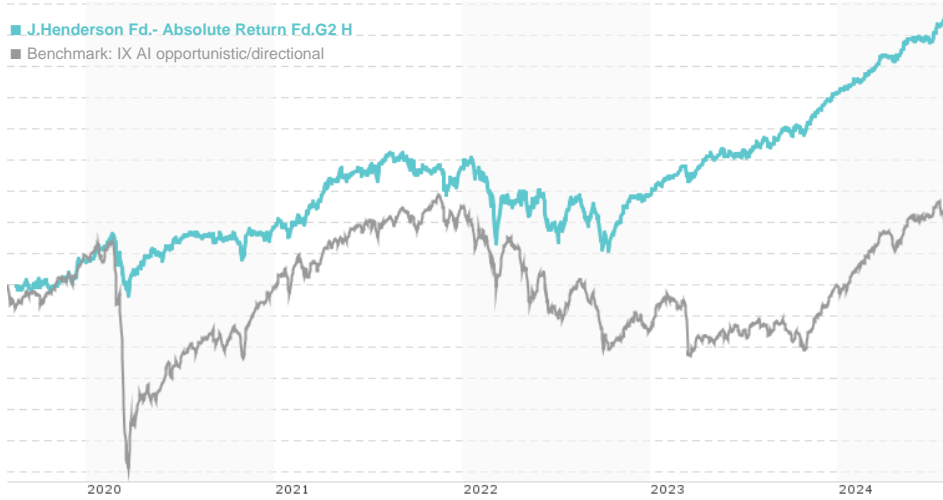


J.Henderson Fd.- Absolute Return Fd.G2 H / LU0966752916 / A1W8XA / Janus Henderson Inv.

Last 07/30/2024 <sup>1</sup>	Region	Branch	Type of yield	Type
6.65 EUR	Worldwide	AI Hedgefonds Single Strategy	reinvestment	Alternative Investm.



Risk key figures

SRI	1	2	3	4	5	6	7
Mountain-View Funds Rating <sup>2</sup>	EDA <sup>3</sup>						
	-						

Yearly Performance

2023	+6.18%
2022	-1.63%
2021	+3.71%
2020	+2.17%

Master data		Conditions		Other figures	
Fund type	Single fund	Issue surcharge	5.00%	Minimum investment	GBP 50,000,000.00
Category	Alternative Investments	Planned administr. fee	0.00%	Savings plan	-
Sub category	AI Hedgefonds Single Strategy	Deposit fees	0.00%	UCITS / OGAW	Yes
Fund domicile	Luxembourg	Redemption charge	0.00%	Performance fee	20.00%
Tranch volume	(07/30/2024) GBP 1,145.75 mill.	Ongoing charges	-	Redeployment fee	0.00%
Total volume	(07/30/2024) GBP 1,796.10 mill.	<b>Dividends</b>		<b>Investment company</b>	
Launch date	4/24/2014	Janus Henderson Inv.			
KESt report funds	Yes	201 Bishopsgate, EC2M 3AE, London			
Business year start	01.10.	United Kingdom			
Sustainability type	-	www.janushenderson.com/			
Fund manager	Ben Wallace, Luke Newman				

Performance	1M	6M	YTD	1Y	2Y	3Y	5Y	Since start
Performance	+1.43%	+3.89%	+4.47%	+7.70%	+11.27%	+8.77%	+17.39%	+17.39%
Performance p.a.	-	-	-	+7.70%	+5.49%	+2.84%	+3.29%	+3.29%
Sharpe ratio	9.75	2.94	2.99	2.62	0.89	-0.25	-	-0.11
Volatility	1.63%	1.47%	1.43%	1.56%	2.10%	3.14%	0.00%	3.06%
Worst month	-	-0.11%	-0.11%	-0.11%	-1.43%	-2.34%	-2.34%	-2.34%
Best month	-	1.51%	1.51%	1.51%	2.09%	2.09%	2.09%	2.09%
Maximum loss	-0.13%	-0.37%	-0.37%	-0.57%	-3.42%	-5.85%	0.00%	-

Distribution permission

Austria, Germany, Switzerland

<sup>1</sup> Important note on update status: The displayed date refers exclusively to the calculation of the NAV.

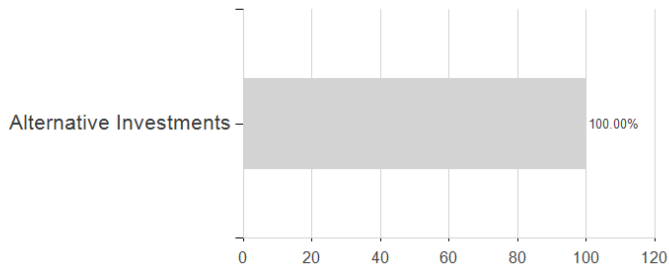
**J.Henderson Fd.- Absolute Return Fd.G2 H / LU0966752916 / A1W8XA / Janus Henderson Inv.**

2 The Mountain-View Data Fund Rating calculates a comparative ranking for funds using yield, volatility and trend data. For more information visit [MVD Funds Rating](#)

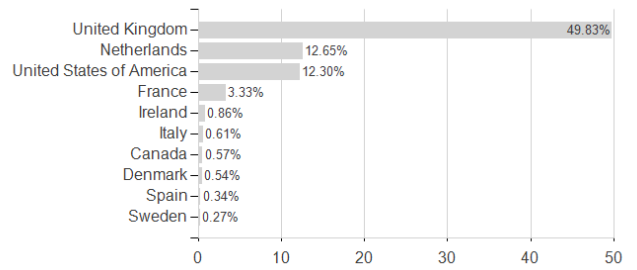
3 Displays the Ethical-Dynamical Ratio calculated according to standard criteria. The maximum value is 100. For more information visit [EDA](#)

**Assessment Structure**

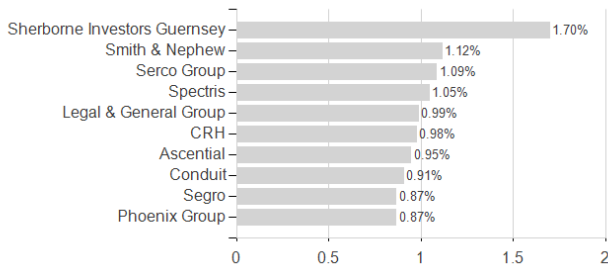
**Assets**



**Countries**



**Largest positions**



**Branches**

