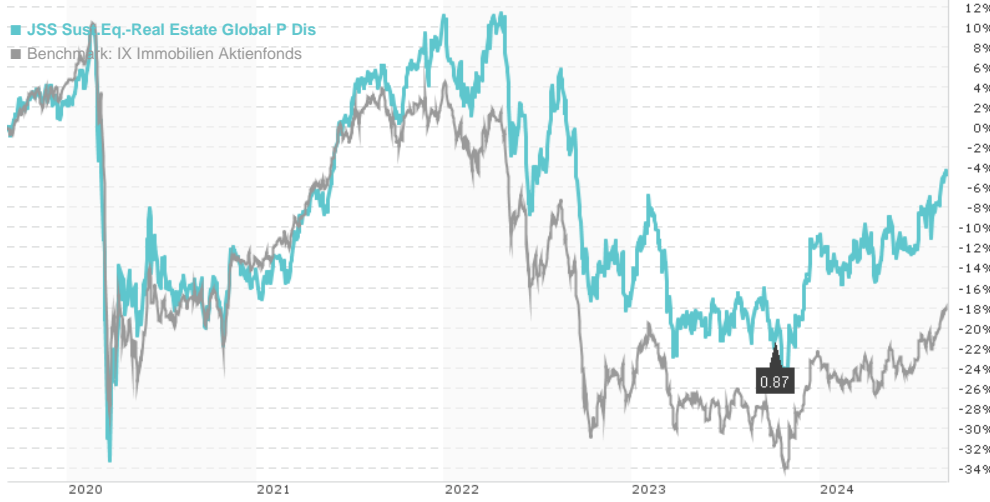


JSS Sust.Eq.-Real Estate Global P Dis / LU1991392074 / A2PNK2 / J.S.Sarasin Fd.M. LU

Last 09/04/2024 ¹	Region	Branch	Type of yield	Type
94.39 EUR	Worldwide	Real Estate Fund/Equity	paying dividend	Real Estate Investment Fund



Risk key figures

SRI	1	2	3	4	5	6	7
-----	---	---	---	---	---	---	---

Mountain-View Funds Rating ²	EDA ³
▲▲▲▲▲	-

Yearly Performance

2023	+7.02%
2022	-25.06%
2021	+29.01%
2020	-16.19%

Master data		Conditions		Other figures	
Fund type	Single fund	Issue surcharge	0.00%	Minimum investment	UNT 0
Category	Real Estate	Planned administr. fee	0.00%	Savings plan	-
Sub category	Real Estate Fund/Equity	Deposit fees	0.10%	UCITS / OGAW	Yes
Fund domicile	Luxembourg	Redemption charge	0.00%	Performance fee	0.00%
Tranch volume	(09/04/2024) EUR 1.02 mill.	Ongoing charges	-	Redeployment fee	0.00%
Total volume	(07/31/2024) EUR 29.05 mill.	Dividends		Investment company	
Launch date	4/2/2007	05.10.2023	0.87 EUR	J.S.Sarasin Fd.M. LU	
KESt report funds	Yes	17-21, Boulevard Joseph II, 1840, Luxembourg			
Business year start	01.07.	Luxembourg			
Sustainability type	Ethics/ecology	http://www.jsafrasarasin.lu/internet/lu/			
Fund manager	Raymond Lahaut				

Performance	1M	6M	YTD	1Y	2Y	3Y	5Y	Since start
Performance	+7.10%	+9.06%	+7.26%	+14.90%	-2.48%	-10.22%	-5.19%	-4.09%
Performance p.a.	-	-	-	+14.86%	-1.25%	-3.53%	-1.06%	-0.81%
Sharpe ratio	7.84	1.17	0.58	0.78	-0.30	-0.45	-0.24	-0.23
Volatility	16.21%	13.13%	12.96%	14.58%	15.76%	15.66%	18.51%	18.40%
Worst month	-	-3.79%	-3.79%	-4.91%	-11.30%	-11.30%	-19.51%	-19.51%
Best month	-	5.24%	8.43%	8.43%	8.55%	10.25%	10.25%	10.25%
Maximum loss	-0.74%	-6.26%	-6.26%	-11.07%	-25.16%	-32.90%	-39.19%	-

Distribution permission

Austria, Germany, Switzerland, Czech Republic

1 Important note on update status: The displayed date refers exclusively to the calculation of the NAV.
 2 The Mountain-View Data Fund Rating calculates a comparative ranking for funds using yield, volatility and trend data. For more information visit [MVD Funds Rating](#)
 3 Displays the Ethical-Dynamical Ratio calculated according to standard criteria. The maximum value is 100. For more information visit [EDA](#)

JSS Sust.Eq.-Real Estate Global P Dis / LU1991392074 / A2PNK2 / J.S.Sarasin Fd.M. LU

Investment strategy

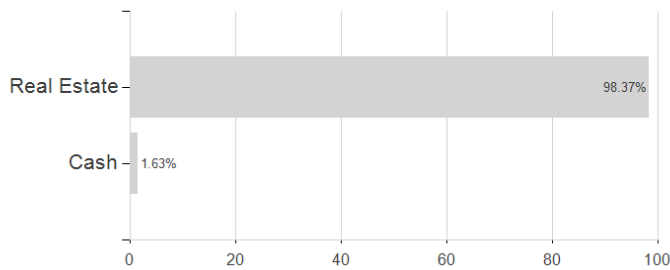
The Fund is actively managed without replicating any benchmark. However, the Fund is managed with reference to S&P Developed Property Index EUR (the "Benchmark"). The Fund invests in equities and equity securities of companies whose activity is concentrated mainly in the real estate sector and that take environmental and social sustainability aspects into account in their business activities. These include, among others, companies whose activities involve the acquisition, development and use of property, or companies that own property and real estate for purposes of generating income. This also includes closed-end real estate investment funds such as REITs (Real Estate Investment Trusts) or other comparable real estate management companies. Individual business activities that are particularly contrary to the environmental or social requirements of the Fund (e.g. military infrastructure) may be excluded.

Investment goal

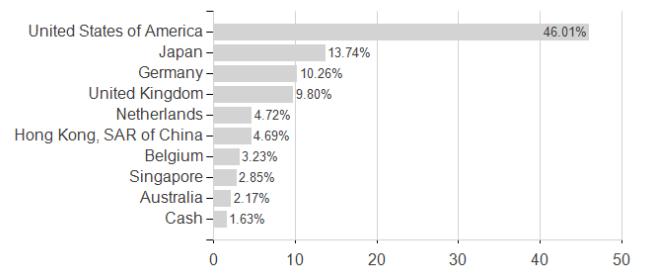
The Fund seeks to mitigate risks and harness opportunities that derive from megatrends in sustainability (such as resource scarcity, demographic transition, climate change, accountability etc.). To this effect, the Fund systematically excludes issuers exposed to controversial activities as detailed by the "JSS standard exclusions" as described in chapter 3.1 of the Fund's prospectus. More than 90% of the Fund's assets must have a JSS ESG Rating. A best-in-class or positive ESG screening approach is then used to build an investment universe with the stronger ESG performers. The expectation is that this process reduces the investment universe of all issuers for which data is available by at least 20%. The Fund seeks to achieve long-term capital appreciation through global equity investments in the real estate sector.

Assessment Structure

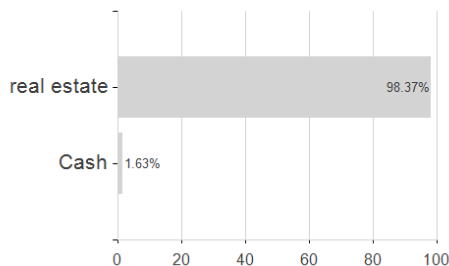
Assets




Countries



Branches



Largest positions



Currencies

