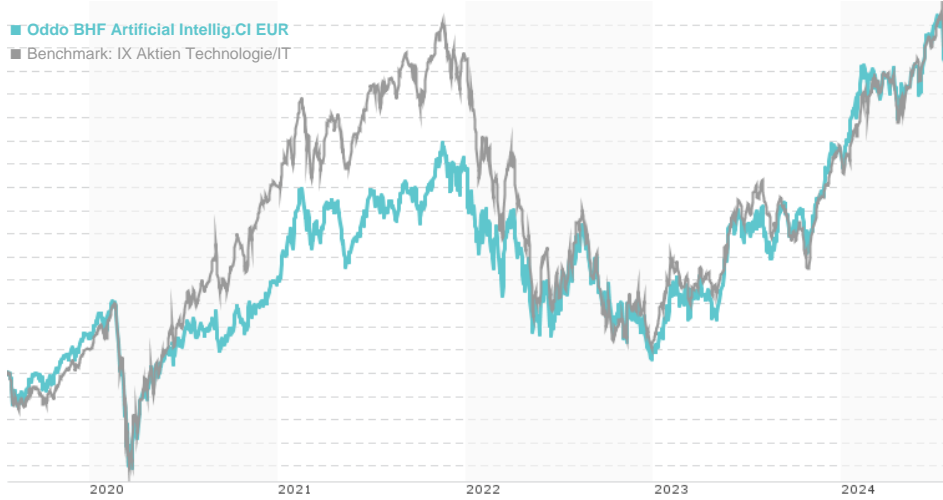


Oddo BHF Artificial Intellig.CI EUR / LU1833932434 / A2PD0B / ODDO BHF AM SAS

Last 07/23/2024 ¹	Region	Branch	Type of yield	Type
2009.93 EUR	Worldwide	Sector Technology	reinvestment	Equity Fund



Risk key figures

SRI	1	2	3	4	5	6	7
Mountain-View Funds Rating ²	EDA ³						
	79						

Yearly Performance

2023	+41.67%
2022	-27.22%
2021	+19.16%
2020	+12.28%
2019	+26.05%

Master data		Conditions		Other figures	
Fund type	Single fund	Issue surcharge	2.00%	Minimum investment	EUR 250,000.00
Category	Equity	Planned administr. fee	0.00%	Savings plan	-
Sub category	Sector Technology	Deposit fees	0.05%	UCITS / OGAW	Yes
Fund domicile	Luxembourg	Redemption charge	0.00%	Performance fee	20.00%
Tranch volume	(07/23/2024) EUR 40.85 mill.	Ongoing charges	-	Redeployment fee	0.00%
Total volume	(07/23/2024) EUR 557.30 mill.	Dividends		Investment company	
Launch date	1/14/2019	ODDO BHF AM SAS			
KESt report funds	No	12 Bd de la Madeleine, 75440, Paris Cedex 09			
Business year start	01.11.	France			
Sustainability type	Ethics/ecology	www.am.oddobhf.com			
Fund manager	Brice PRUNAS, Maxence RADJABI				

Performance	1M	6M	YTD	1Y	2Y	3Y	5Y	Since start
Performance	-0.29%	+8.59%	+14.60%	+29.12%	+40.53%	+23.21%	+70.96%	+99.29%
Performance p.a.	-	-	-	+29.12%	+18.57%	+7.20%	+11.31%	+13.30%
Sharpe ratio	-0.45	0.87	1.48	1.54	0.74	0.15	0.33	0.43
Volatility	16.44%	16.44%	16.22%	16.61%	20.00%	23.16%	22.89%	22.20%
Worst month	-	-3.37%	-3.37%	-3.37%	-9.45%	-9.45%	-11.44%	-11.44%
Best month	-	9.05%	9.05%	10.38%	16.06%	16.06%	16.06%	16.06%
Maximum loss	-5.70%	-6.98%	-6.98%	-8.32%	-21.90%	-31.15%	-31.15%	-

Distribution permission

Austria, Germany, Switzerland, Luxembourg

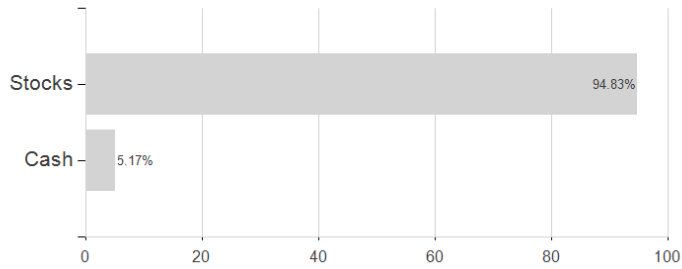
¹ Important note on update status: The displayed date refers exclusively to the calculation of the NAV.
² The Mountain-View Data Fund Rating calculates a comparative ranking for funds using yield, volatility and trend data. For more information visit [MVD Funds Rating](#)

Oddo BHF Artificial Intellig.CI EUR / LU1833932434 / A2PD0B / ODDO BHF AM SAS

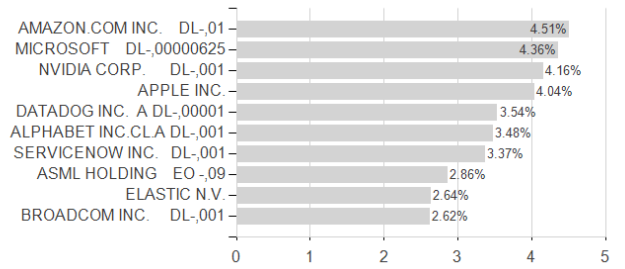
3 Displays the Ethical-Dynamical Ratio calculated according to standard criteria. The maximum value is 100. For more information visit [EDA](#)

Assessment Structure

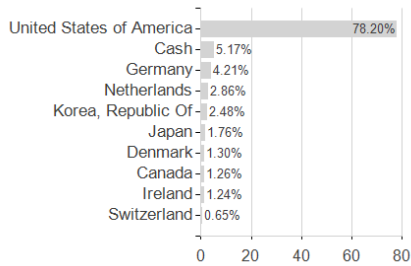
Assets



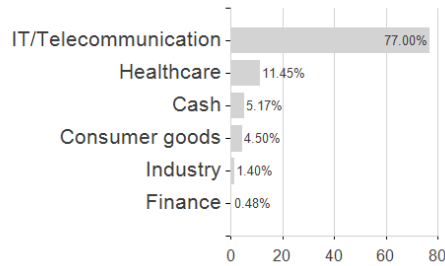
Largest positions



Countries



Branches



Currencies

