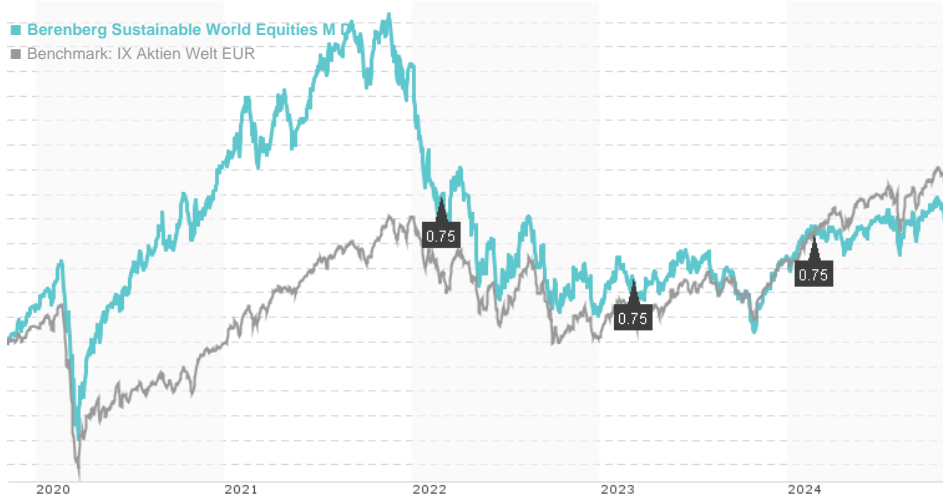


Berenberg Sustainable World Equities M D / LU1878855821 / A2N6AP / Universal-Inv. (LU)

Last 11/04/2024 ¹	Region	Branch	Type of yield	Type
156.69 EUR	Worldwide	Mixed Sectors	paying dividend	Equity Fund



Risk key figures	
SRI	1 2 3 4 5 6 7
Mountain-View Funds Rating ²	EDA ³
▲▲▲▲▲▲	91
Yearly Performance	
2023	+10.66%
2022	-32.18%
2021	+14.74%
2020	+28.18%
2019	+43.05%

Master data		Conditions		Other figures	
Fund type	Single fund	Issue surcharge	0.00%	Minimum investment	EUR 500,000.00
Category	Equity	Planned administr. fee	0.00%	Savings plan	-
Sub category	Mixed Sectors	Deposit fees	0.10%	UCITS / OGAW	Yes
Fund domicile	Luxembourg	Redemption charge	0.00%	Performance fee	0.00%
Tranch volume	(11/04/2024) EUR 40.25 mill.	Ongoing charges	-	Redeployment fee	0.00%
Total volume	(11/04/2024) EUR 56.64 mill.	Dividends		Investment company	
Launch date	12/11/2018	20.02.2024	0.75 EUR	Universal-Inv. (LU)	
KESt report funds	Yes	06.03.2023	0.75 EUR	15, rue de Flaxweiler, 6776, Grevenmacher	
Business year start	01.01.	25.02.2022	0.75 EUR	Luxembourg	
Sustainability type	Ethics/ecology	17.03.2021	0.76 EUR	https://www.universal-investment.com	
Fund manager	Bernd Deeken				

Performance	1M	6M	YTD	1Y	2Y	3Y	5Y	Since start
Performance	-2.12%	+3.34%	+6.61%	+17.33%	+15.26%	-24.11%	+25.42%	+59.70%
Performance p.a.	-	-	-	+17.39%	+7.35%	-8.78%	+4.63%	+8.25%
Sharpe ratio	-2.44	0.31	0.40	1.25	0.32	-0.70	0.08	0.29
Volatility	10.42%	12.23%	11.92%	11.45%	13.33%	17.06%	18.68%	17.96%
Worst month	-	-1.43%	-3.47%	-3.47%	-8.27%	-12.08%	-12.08%	-12.08%
Best month	-	2.54%	4.49%	8.30%	8.30%	9.69%	11.28%	11.28%
Maximum loss	-3.57%	-7.14%	-7.14%	-7.14%	-14.18%	-38.74%	-38.74%	-

Distribution permission

Austria, Germany, Switzerland, Luxembourg, Czech Republic

¹ Important note on update status: The displayed date refers exclusively to the calculation of the NAV.

² The Mountain-View Data Fund Rating calculates a comparative ranking for funds using yield, volatility and trend data. For more information visit [MVD Funds Rating](#)

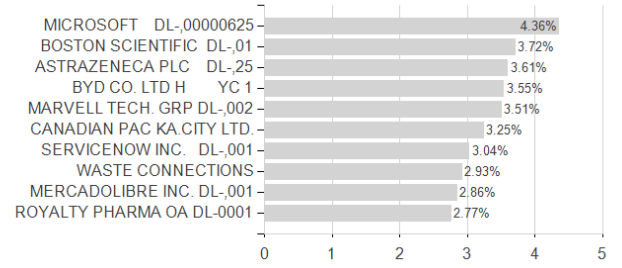
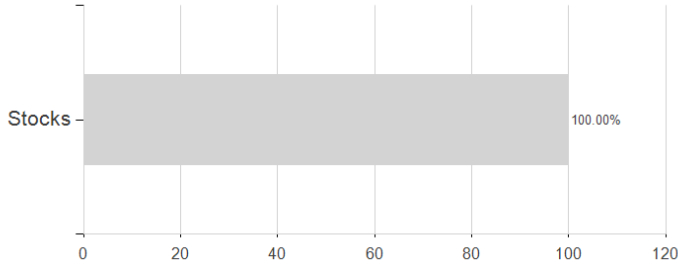
³ Displays the Ethical-Dynamical Ratio calculated according to standard criteria. The maximum value is 100. For more information visit [EDA](#)

Berenberg Sustainable World Equities M D / LU1878855821 / A2N6AP / Universal-Inv. (LU)

Assessment Structure

Assets

Largest positions



Countries

Branches

Currencies

